



УНИВЕРЗИТЕТ „ГОЦЕ ДЕЛЧЕВ“ - ШТИП
ФАКУЛТЕТ ЗА ИНФОРМАТИКА

ISSN:1857-8691

ГОДИШЕН ЗБОРНИК
2016/2017
YEARBOOK
2016/2017

ГОДИНА 5

VOLUME V

GOCE DELCEV UNIVERSITY - STIP
FACULTY OF COMPUTER SCIENCE

УНИВЕРЗИТЕТ „ГОЦЕ ДЕЛЧЕВ“ – ШТИП
ФАКУЛТЕТ ЗА ИНФОРМАТИКА



ГОДИШЕН ЗБОРНИК
2016/2017
YEARBOOK
2016/2017

ГОДИНА 5

МАЈ, 2017

VOLUME V

GOCE DELCEV UNIVERSITY – STIP
FACULTY OF COMPUTER SCIENCE

**ГОДИШЕН ЗБОРНИК
ФАКУЛТЕТ ЗА ИНФОРМАТИКА
YEARBOOK
FACULTY OF COMPUTER SCIENCE**

За издавачот:

Проф д-р Цвета Мартиновска Банде

Издавачки совет

Проф. д-р Блажо Боев
Проф. д-р Лилјана Колева - Гудева
Проф. д-р Цвета Мартиновска Банде
Проф. д-р Александра Милева
Проф. д-р Зоран Здравев
Доц. д-р Билјана Златановска
Доц. д-р Александар Крстев

Редакциски одбор

Проф. д-р Цвета Мартиновска
Проф. д-р Владо Гичев
Проф. д-р Татјана Атанасова - Пачемска
Проф. д-р Александра Милева
Проф. д-р Зоран Утковски
Проф. д-р Зоран Здравев
Проф. д-р Сашо Коцески
Проф. д-р Наташа Коцеска
Проф. д-р Благој Делипетров
Доц. д-р Игор Стојановиќ
Доц. д-р Билјана Златановска
Доц. д-р Александар Крстев
Доц. д-р Наташа Стојковиќ
Доц. д-р Доне Стојанов
Доц. д-р Мартин Лукаревски

Главен и одговорен уредник

Доц. д-р Билјана Златановска

Јазично уредување

Даница Гавриловска - Атанасовска
(македонски јазик)
м-р Снежана Кирова
(англиски јазик)

Техничко уредување

Славе Димитров
Благој Михов

Редакција и администрација

Универзитет „Гоце Делчев“ – Штип
Факултет за информатика
ул. „Крсте Мисирков“ 10-А
п. фах 201, 2000 Штип
Р. Македонија

Editorial board

Prof. Blazo Boev, Ph.D.
Prof. Liljana Koleva - Gudeva, Ph.D.
Prof. Cveta Martinovska Bande, Ph.D.
Prof. Aleksandra Mileva, Ph.D.
Prof. Zoran Zdravev, Ph.D.
Ass. Prof. Biljana Zlatanovska, Ph.D.
Ass. Prof. Aleksandar Krstev, Ph.D.

Editorial staff

Prof. Cveta Martinovska Bande, Ph.D.
Prof. Vlado Gicev, Ph.D.
Prof. Tatjana Atanasova - Pacemska, Ph.D.
Prof. Aleksandra Mileva, Ph.D.
Prof. Zoran Utkovski, Ph.D.
Prof. Zoran Zdravev, Ph.D.
Prof. Saso Koceski, Ph.D.
Prof. Natasa Koceska, Ph.D.
Prof. Blagoj Delipetrov, Ph.D.
Ass. Prof. Igor Stojanovik, Ph.D.
Ass. Prof. Biljana Zlatanovska, Ph.D.
Ass. Prof. Aleksandar Krstev, Ph.D.
Ass. Prof. Natasa Stojkovik, Ph.D.
Ass. Prof. Done Stojanov, Ph.D.
Ass. Prof. Martin Lukarevski, Ph.D.

Managing/ Editor in chief

Ass. Prof. Biljana Zlatanovska, Ph.D.

Language editor

Danica Gavrilovska-Atanasovska
(macedonian language)
Snezana Kirova
(english language)

Technical editor

Slave Dimitrov
Blagoj Mihov

Address of the editorial office

Goce Delcev University – Štip
Faculty of Computer Science
Krste Misirkov 10-A
PO box 201, 2000 Štip,
R. of Macedonia

СОДРЖИНА

Мирјана КОЦАЛЕВА, Александра РИСТЕСКА ПРАКТИЧНА ПРИМЕНА НА ЕДНО – ДИМЕНЗИОНАЛНАТА БРАНОВА РАВЕНКА	5
Aleksandar KRSTEV, Boris KRSTEV MATHEMATICAL MODELING AND USING OF THE MATLAB DEVELOPED TOOLS FOR INDUSTRIAL PRODUCTION AND KINETIC FLOTATION MODELLING.....	13
Rumen TSANEV MARINOV, Diana KIRILOVA NEDELICHEVA STABILITY RESULTS FOR FIXED POINT ITERATION PROCEDURES	21
Мирјана КОЦАЛЕВА, Цвета МАРТИНОВСКА - БАНДЕ СПОРЕДБА НА АЛГОРИТМИ ЗА КЛАСИФИКАЦИЈА	27
Darko SEBOV, Ilija MIHAJLOV, Borjana ARSOVA, Zoran ZDRAVEV SERVICE FOR CONTROLLING HOUSEHOLD ELECTRICAL DEVICES THROUGH THE INTERNET.....	37
Rumen TSANEV MARINOV, Diana KIRILOVA NEDELICHEVA INVERSE FUNCTION THEOREM WITH STRONG METRIC REGULARITY	43

MATHEMATICAL MODELING AND USING OF THE MATLAB DEVELOPED TOOLS FOR INDUSTRIAL PRODUCTION AND KINETIC FLOTATION MODELLING

Aleksandar Krstev, Boris Krstev

Faculty of Computer Science, Goce Delčev University, Štip, Macedonia
Faculty of Natural-Technical Sciences, Goce Delčev University, Štip, Macedonia

aleksandar.krstev@ugd.edu.mk
boris.krstev@ugd.edu.mk

Abstract. To improve kinetic flotation models, many first-order flotation kinetics models with distributions of flotation rate constants were redefined so that they could all be represented by the same set of three model parameters. As a result, the width of the distribution become independent of its mean, and parameters of the model and the curve fitting errors, became virtually the same, independent of the chosen distribution function. In our case, investigations of the chalcopyrite ores are carried out using mathematical modeling and using of the Matlab developed tools for industrial production - Classical model, Klimpel Model and fully mixed model. According to the experimental results obtained in laboratory, the Classical model is most appropriate for presentation of kinetic flotation, especially by means of MATLAB modeling.

Keywords: investigation, modelling, improvement, optimization, mathematical models, Matlab.

1. Introduction

In the existing equations for flotation kinetic the assumption is such that velocity coefficient for any sulphide minerals is the constant k . The number of investigators, as A. Gupta, D.S. Juan had calculated the of group models cumulative flotation from first order considering the following models:

- Classical kinetic model, $I = I_o [1 - e^{-kt}]$
- Klimpel kinetic model, $I = I_o [1 - \frac{1}{kt} (1 - e^{-kt})]$
- Kelsal kinetic model, $I = (i_o - \phi)(1 - e^{-kft}) + (1 - e^{-kst})$
- Modified Kelsal kinetic model – Gama model from Loveday, Innou, $I = I_o (1 - (\frac{k}{k+t})^p)$

The mentioned kinetic models are appropriate for presentation *the flotation kinetic*, very important for everyone project solution or assumption for good and sure flotation performance. According to the previous kinetic investigations for kinetic flotation (Classical kinetic model) for different sulphide, minerals for copper mineral will have the following equation (chalcopyrite):

$$I = I_o [1 - e^{-kt}] = 89.25 [1 - e^{-1.025xt}]$$

According to previous kinetic investigations for kinetic flotation (Classical kinetic model) for different oxide - sulphide minerals constant k for copper mineral will have the following equation (65% chalcopyrite and 35% oxide minerals as cuprite, azurite, and malachite):

$$I = I_o [1 - e^{-kt}] = 73.5 [1 - e^{-0.56xt}]$$

According to the existing kinetic investigations for kinetic flotation (Classical kinetic model) for different oxide - sulphide minerals constant k for copper mineral will have the following equation (65% chalcopyrite and 35% oxide minerals as cuprite, azurite, malachite), but with application of process of sulphidization with Na_2S , $(\text{NH}_4)_2\text{SO}_4$, NH_2SO_4 :

$$I = I_o [1 - e^{-kt}] = 74.2 [1 - e^{-0.61xt}]$$

2. Kinetic flotation modeling of chalcopyrite using software tools

The software package for kinetic flotation modeling in MATLAB®(R) GUI, was enabling appropriate tabular or graphic presentation for Classical kinetic model (I. Brezani, F. Zelenek), determining the constant k in the function of the time frequency of the useful reagent addition.

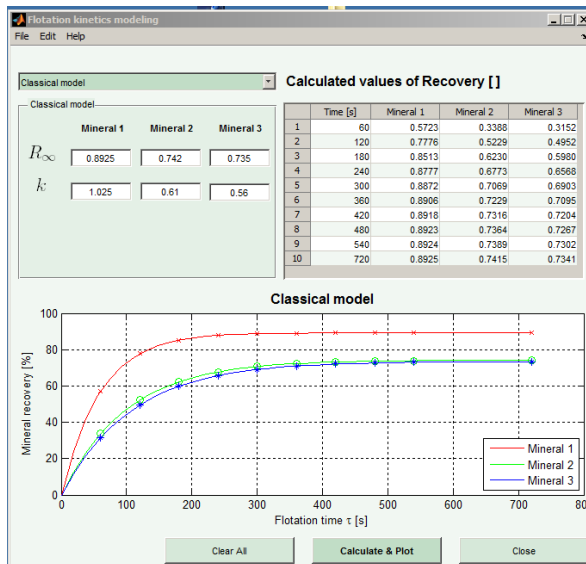


Figure 1. Kinetic presentation by Matlab – Classical model

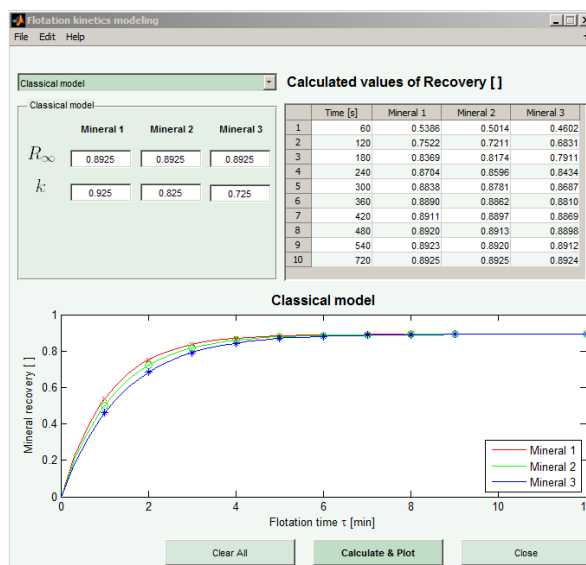


Figure 2. . Kinetic presentation by Matlab– Classical model

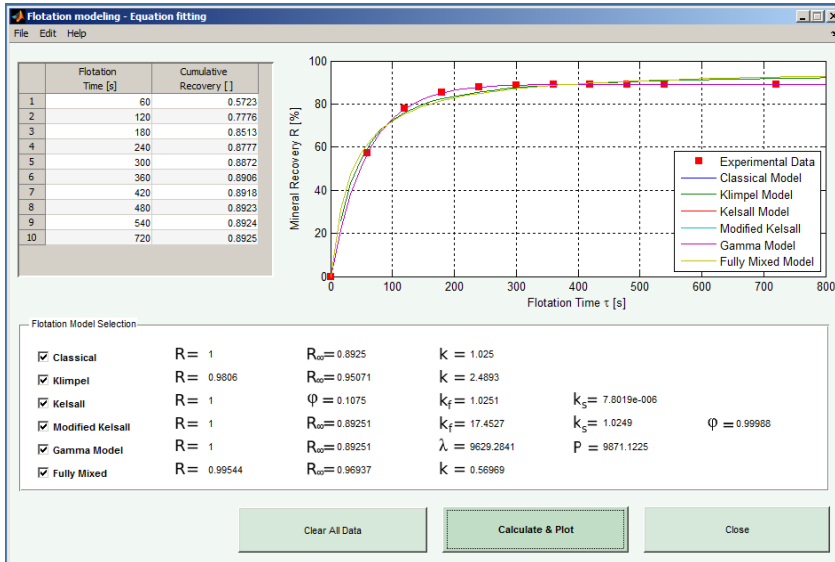
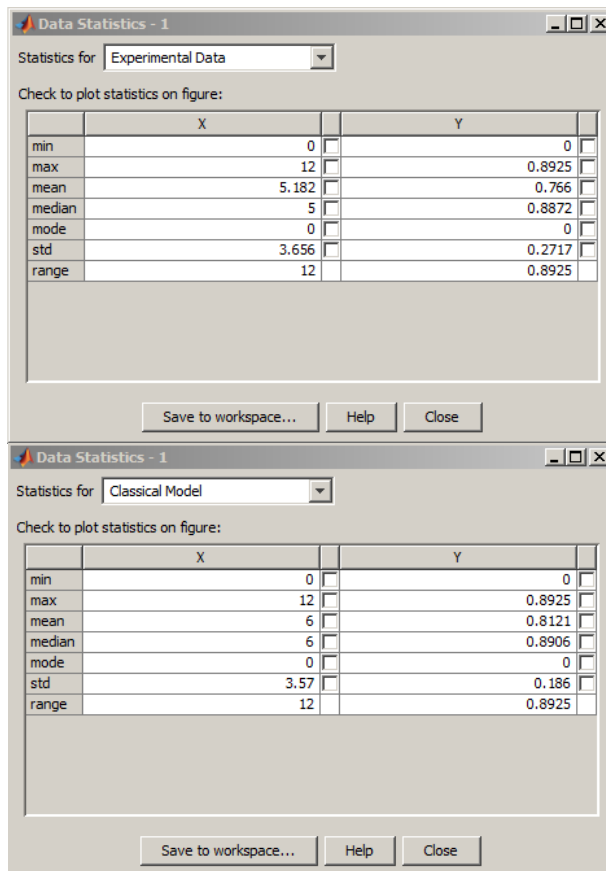


Figure 3. Kinetic presentation by Matlab



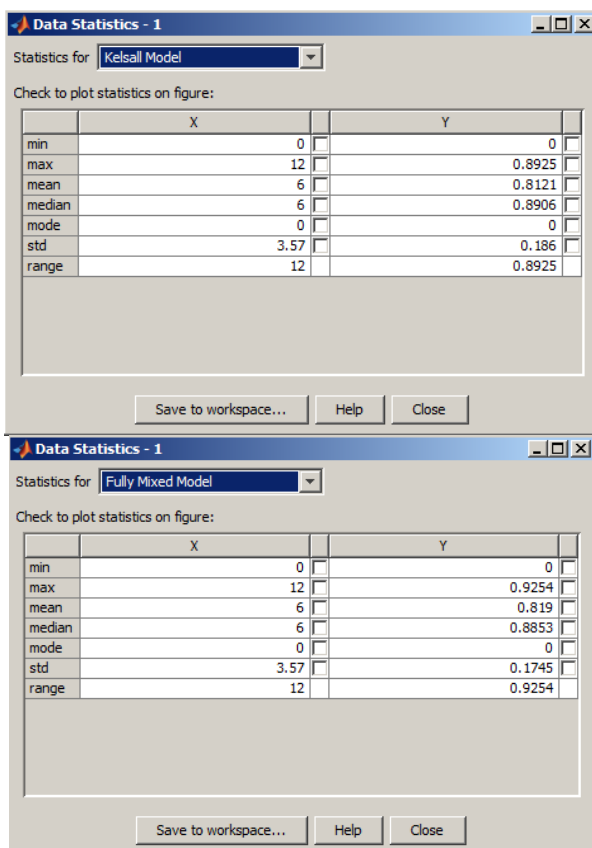


Figure 4. Results in total – comparison for all models

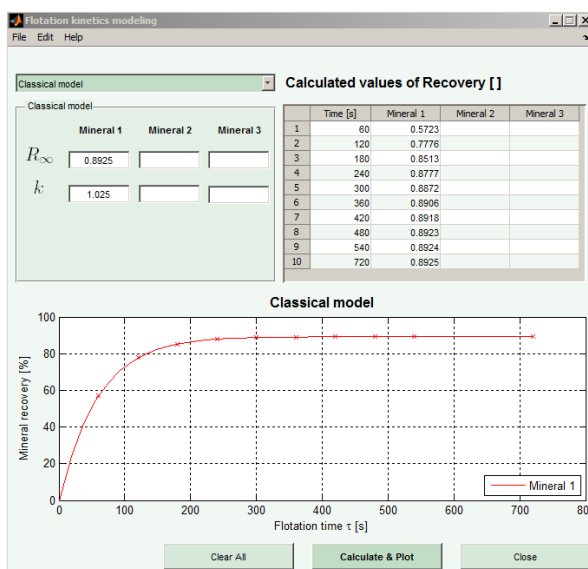


Figure 5. Kinetic presentation by Matlab

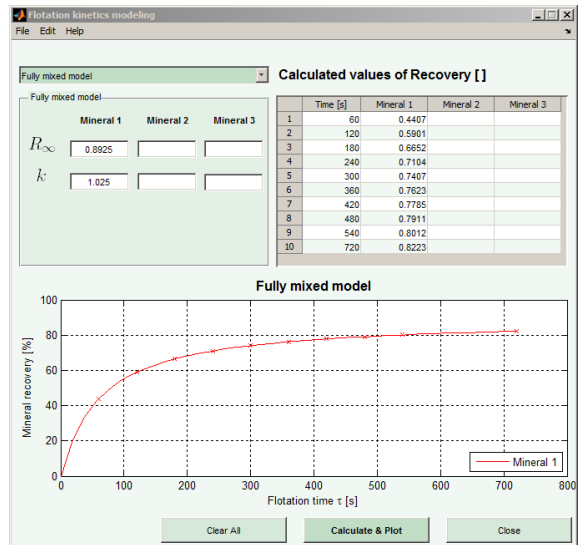


Figure 6. Kinetic presentation by Matlab

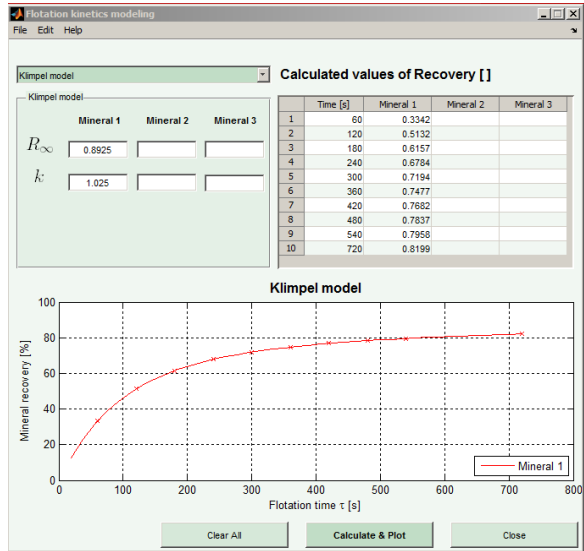


Figure 7. Kinetic presentation by Matlab

Table 1. Comparison of models

(I)	Classical model	Klimpel model	Fully mixed model	Experimental results (Mine)
Time (s)	Mineral	Mineral	Mineral	Mineral
60	0.5723	0.3342	0.4407	0.5706
120	0.7776	0.5132	0.5901	0.7711
180	0.8513	0.6157	0.6652	0.8383
240	0.8777	0.6784	0.7104	0.8623
300	0.8872	0.7194	0.7407	0.8793
360	0.8906	0.7477	0.7623	0.8860
420	0.8918	0.7682	0.7785	0.8890
480	0.8923	0.7837	0.7911	0.8897
540	0.8924	0.7958	0.8012	0.8903
720	0.8925	0.8199	0.8223	0.8925

Table 2. Comparison of standard deviation for Classical model and fully mixed model

Classical model	Fully mixed model	ΔI	ΔI^2	$\Delta I^2 / 9$
57.23	44.07	13.16	173.18	
77.76	59.01	18.75	351.56	
85.13	66.52	18.61	346.33	
87.77	71.04	16.73	279.89	
88.72	74.07	14.65	214.62	
89.06	76.23	12.83	164.60	
89.18	77.85	11.33	128.39	
89.23	79.11	10.12	102.41	
89.24	80.12	9.12	83.17	
89.25	82.23	7.02	49.28	
$\Sigma \Delta I^2 = 1.893.43$				
$\sqrt{\frac{\Sigma \Delta I^2}{9}} = 14.50$				

Table 3. Comparison of standard deviation for Classical model and Experimental results

Classical model	Experimental results	ΔI	ΔI^2	$\Delta I^2 / 9$
57.23	57.06	0.17	0.0289	
77.76	77.11	0.65	0.4225	
85.13	83.83	1.30	1.6900	
87.77	86.23	1.54	2.3716	
88.72	87.93	0.79	0.6241	
89.06	88.60	0.46	0.2116	
89.18	88.90	0.28	0.0784	
89.23	88.97	0.26	0.0676	
89.24	89.03	0.21	0.0441	
89.25	89.25	0.00	0.0000	
$\Sigma \Delta I^2 = 5.5388$				
$\sqrt{\frac{\Sigma \Delta I^2}{9}} = 0.784$				

After comparing models Classical, Klimpel and Fully mixed model with our experimental results, we concluded that the utilization (%) of copper concentrate, the most appropriate model for the regime of flotating for mine is a classic model - Classical model.

CONCLUSION

According to the experimental results obtained in laboratory and industrial conditions, the Classical model is most appropriate for presentation of kinetic flotation, especially by means of MATLAB modeling.

REFERENCES

- [1] Brezani, I. Zelenak, F., (2010). MATLAB® tool for determining first order flotation kinetic constants. Institute of Montaneous Sciences and Environmental Protection. Technical University of Kosice, BERG Faculty,
- [2] Brezani, i. Zelenak, f., (2010). Matlab® tool for modeling first order flotation kinetics. Institute of Montaneous Sciences and Environmental Protection. Technical University of Kosice, BERG Faculty,
- [3] Evgun L., Ekmekci Z., Gülsoy Ö., Benzur H., (2004). “Modelling and Simulation of Grinding Circuit in Magneuli Copper Concentrator”, Physicochemical Problems in Mineral Proceeding, 38(2004), 231-240, USA.
- [4] Krstev A. PhD Thesis, 2012.
- [5] Herbst, J. A. (1982). “The Application of Modern Control Theory to Mineral Processing Operations”, Proceedings 12th CMMI Congress. H. W. Glen, Editor, South Africa Inst. Min. Metall., Johannesburg, 779-823.