

**УНИВЕРЗИТЕТ „ГОЦЕ ДЕЛЧЕВ“ - ШТИП  
ФАКУЛТЕТ ЗА ИНФОРМАТИКА**

---

---

ISSN 1857- 8691

**ГОДИШЕН ЗБОРНИК  
2012  
YEARBOOK  
2012**

**ГОДИНА 1**

**VOLUME I**

---

---

**GOCE DELCEV UNIVERSITY - STIP  
FACULTY OF COMPUTER SCIENCE**

УНИВЕРЗИТЕТ „ГОЦЕ ДЕЛЧЕВ“ – ШТИП  
ФАКУЛТЕТ ЗА ИНФОРМАТИКА

---



**ГОДИШЕН ЗБОРНИК**  
**2012**  
**YEARBOOK**  
**2012**

ГОДИНА 1

МАРТ, 2013

VOLUME I

---

**GOCE DELCEV UNIVERSITY – STIP**  
**FACULTY OF COMPUTER SCIENCE**

**ГОДИШЕН ЗБОРНИК  
ФАКУЛТЕТ ЗА ИНФОРМАТИКА  
YEARBOOK  
FACULTY OF COMPUTER SCIENCE**

За издавачот:

**Проф д-р Владо Гичев**

**Издавачки совет**

Проф. д-р Саша Митрев  
Проф. д-р Лилјана Колева - Гудева  
Проф. д-р Владо Гичев  
Проф. д-р Цвета Мартиновска  
Проф. д-р Татајана Атанасова - Пачемска  
Доц. д-р Зоран Здравев  
Доц. д-р Александра Милева  
Доц. д-р Сашо Коцески  
Доц. д-р Наташа Коцеска  
Доц. д-р Зоран Утковски  
Доц. д-р Игор Стојановиќ  
Доц. д-р Благој Делипетров

**Редакциски одбор**

Проф. д-р Цвета Мартиновска  
Проф. д-р Татајана Атанасова - Пачемска  
Доц. д-р Наташа Коцеска  
Доц. д-р Зоран Утковски  
Доц. д-р Игор Стојановиќ  
Доц. д-р Александра Милева  
Доц. д-р Зоран Здравев

**Главен и одговорен уредник**

Доц. д-р Зоран Здравев

**Јазично уредување**

Даница Гавриловска - Атанасовска  
(македонски јазик)  
Павлинка Павлова-Митева  
(англиски јазик)

**Техничко уредување**

Славе Димитров  
Благој Михов

**Редакција и администрација**  
Универзитет „Гоце Делчев“ - Штип  
Факултет за информатика  
ул. „Крсте Мисирков“ 10-А  
п. фах 201, 2000 Штип  
Р. Македонија

**Editorial board**

Prof. Saša Mitrev, Ph.D.  
Prof. Liljana Koleva - Gudeva, Ph.D.  
Prof. Vlado Gicev, Ph.D.  
Prof. Cveta Martinovska, Ph.D.  
Prof. Tatjana Atanasova - Pacemska, Ph.D.  
Ass. Prof. Zoran Zdravev, Ph.D.  
Ass. Prof. Aleksandra Mileva, Ph.D.  
Ass. Prof. Saso Koceski, Ph.D.  
Ass. Prof. Natasa Koceska, Ph.D.  
Ass. Prof. Zoran Utkovski, Ph.D.  
Ass. Prof. Igor Stojanovik, Ph.D.  
Ass. Prof. Blagoj Delipetrov, Ph.D.

**Editorial staff**

Prof. Cveta Martinovska, Ph.D.  
Prof. Tatjana Atanasova - Pacemska, Ph.D.  
Ass. Prof. Natasa Koceska, Ph.D.  
Ass. Prof. Zoran Utkovski, Ph.D.  
Ass. Prof. Igor Stojanovik, Ph.D.  
Ass. Prof. Aleksandra Mileva, Ph.D.  
Ass. Prof. Zoran Zdravev, Ph.D.

**Managing/ Editor in chief**

Ass. Prof. Zoran Zdravev, Ph.D.

**Language editor**

Danica Gavrilovska-Atanasovska  
(macedonian language)  
Pavlinka Pavlova-Miteva  
(english language)

**Technical editor**

Slave Dimitrov  
Blagoj Mihov

**Address of the editorial office**

Goce Delcev University – Stip  
Faculty of Computer Science  
Krstе Misirkov 10-A  
PO box 201, 2000 Stip,  
R. of Macedonia

**СОДРЖИНА  
CONTENT**

<b>DEVELOPING CLOUD COMPUTING’S NOVEL COMPUTATIONAL METHODS FOR IMPROVING LONG-TERM WEATHER GLOBAL FORECAST</b> Zubov Dmytro .....	7
<b>PERVASIVE ALERT SYSTEM FOR FALL DETECTION BASED ON MOBILE PHONES</b> Kire Serafimov, Natasa Koceska .....	17
<b>ESTABLISHMENT OF A HEALTHCARE INFORMATION SYSTEM</b> Alexandar Kostadinovski, Drasko Atanasoski .....	26
<b>TIME COMPLEXITY IMPROVEMENT OF THE FIRST PROCESSING STAGE OF THE INTELLIGENT CLUSTERING</b> Done Stojanov, Cveta Martinovska .....	36
<b>MOODLE AS A TEACHING TOOLS IN MATHEMATICS-CASE STUDY IN UNIVERSITY “GOCE DELCEV” STIP</b> Tatjana Atanasova-Pacemska, Sanja Pacemska, Biljana Zlatanovska .....	45
<b>TOURISM RECOMMENDATION SYSTEMS: ANALYTICAL APPROACH</b> Biljana Petrevska, Marija Pupinoska-Gogova, Zoran Stamenov .....	57
<b>CLOUD COMPUTING APPLICATION FOR WATER RESOURCES MODELING AND OPTIMIZATION</b> Blagoj Delipetrev .....	66
<b>IMPROVING THE SECURITY OF CLOUD-BASED ERP SYSTEMS</b> Gjorgji Gicev, Ivana Atanasova, Jovan Pehcevski .....	77
<b>USING OF THE MOORE-PENROSE INVERSE MATRIX IN IMAGE RESTORATION</b> Igor Stojanovic, Predrag Stanimirovic, Marko Miladinovic .....	88
<b>THE INFLUENCE OF THE BUSINESS INTELLIGENCE ON THE BUSINESS PERFORMANCE MANAGEMENT</b> Ljupco Davcev, Ana Ljubotenska .....	99
<b>LINQ TO OBJECTS SUPPORTED JOINING DATA</b> Mariana Goranova .....	109
<b>GLOBALIZATION, INFORMATION TECHNOLOGY AND NEW DIGITAL ECONOMIC LANDSCAPE</b> Riste Temjanovski .....	120

<b>WEB БАЗИРАН СОФТВЕР ЗА SCADA АПЛИКАЦИИ INTEGRAXOR</b> Марјан Стоилов, Василија Шарац .....	130
<b>SECURITY IN COMPUTER NETWORKS FROM THE PERSPECTIVE OF ACCESS CONTROL</b> Saso Gelev, Jasminka Sukarovska-Kostadinovska .....	139
<b>FREQUENCY DISTRIBUTION OF LETTERS, BIGRAMS AND TRIGRAMS IN THE MACEDONIAN LANGUAGE</b> Aleksandra Mileva, Stojanče Panov, Vesna Dimitrova .....	149
<b>TOWARDS A GENERIC METADATA MODELING</b> Pavel Saratchev .....	161
<b>ECONOMIC VALUE OF INFORMATION SYSTEMS IN PRODUCTION PROCESSES</b> Aleksandar Krstev, Zoran Zdravev .....	175
<b>TUNING PID CONTROLLING PARAMETERS FOR DC MOTOR SPEED REGULATION</b> Done Stojanov .....	185
<b>COMPARISON OF THE PERFORMANCE OF THE ARTIFICIAL BOUNDARIES P3 AND P4 OF STACEY</b> Zoran Zlatev, Vasko Kokalanov, Aleksandra Risteska .....	192
<b>CORRESPONDENCE BETWEEN ONE-PARAMETER GROUP OF LINEAR TRANSFORMATIONS AND LINEAR DIFFERENTIAL EQUATIONS THAT DESCRIBE DYNAMICAL SYSTEMS</b> Marija Miteva, Limonka Lazarova .....	200
<b>THE BLACK-SCHOLES MODEL AND VALUATION OF THE EUROPEAN CALL OPTION</b> Limonka Lazarova, Marija Miteva, Natasa Stojkovic .....	209
<b>BITCOIN SCHEMES- INOVATION OR A THREAT TO FINANCIAL STABILITY?</b> Violeta Madzova .....	221
<b>JAVA IDEs FOR EASILY LEARNING AND UNDERSTANDING OBJECT ORIENTED PROGRAMMING</b> Aleksandra Stojanova, Natasha Stojkovic, Dusan Bikov .....	232
<b>STUDENTS' KNOWLEDGE TEST CONTROL – METHODS AND RESULTS' INTERPRETATION</b> Ludmila Stoyanova, Daniela Minkovska .....	241

<b>WEB SERVICE FOR AMBIGUOUS TRANSLITERATION OF FULL SENTENCES FROM LATIN TO CYRILLIC ALPHABET</b>	
Stojance Spasov, Zoran Zdravev .....	252
<b>ON THE APPLICATION OF KEEDWELL CROSS INVERSE QUASIGROUP TO CRYPTOGRAPHY</b>	
Jaiyéolá Tèmitopé Gboláhàn .....	264



## FREQUENCY DISTRIBUTION OF LETTERS, BIGRAMS AND TRIGRAMS IN THE MACEDONIAN LANGUAGE

**Aleksandra Mileva<sup>1\*</sup>, Stojanče Panov<sup>1</sup>, Vesna Dimitrova<sup>2</sup>**

*1Faculty of Computer Science, “Goce Delčev” University in Štip,  
Republic of Macedonia*

*e-mail: aleksandra.mileva@ugd.edu.mk, stojance.10139@student.ugd.edu.  
mk*

*2Faculty of Computer Science and Engineering, “Ss. Cyril and Methodius”  
University in Skopje, Republic of Macedonia*

*e-mail: vesna.dimitrova@finki.ukim.mk*

**Abstract:** Frequency analysis in cryptanalysis is based on the fact that, in any given piece of written text, certain letters and combinations of two or three letters occur with varying frequencies. In this paper we present average frequency distribution of letters, bigrams and trigrams in the Macedonian language. Letter frequency of the most common first letter and last letter in words is also given. Our results are based on approximately 15000 pages of written text from the following subjects: poetry, prose, drama, natural sciences, social sciences, law, different laws, economy, and computer science. Obtained letter frequency sequence is “А О И Е Т Н Р С В Д К Л П М У З Ј Г Б Ч Ш Ц Ж Њ Ф Ќ Х Ѓ Џ Љ Ѕ”, the most common letter pairs are “НА АТ ТА НИ ТЕ ПА ОТ СТ ТО КО” and the most common trigrams are “ИТЕ АТА УВА ИЈА АЊЕ СТА ОСТ ВАЊ ПРО ПРЕ”.

**Keywords:** frequency distribution of letters, bigrams, trigrams, Macedonian language.



## **% Introduction**

Frequency analysis is a cryptanalysis's tool for breaking classical ciphers. It studies frequencies of letters and group of letters in a given ciphertext. For example, if you have got a message encrypted using the simple substitution cipher that you want to break, you can use frequency analysis. Each letter of the plaintext is replaced with another, and any particular letter in the plaintext will always be transformed into the same letter in the ciphertext. You can still recognise the original letter, because the frequency characteristics of the original letter will be passed on the new letters. Usually, cryptanalyst may need to try several combinations of mappings between ciphertext and plaintext letters, before he/she discovers the original plaintext.

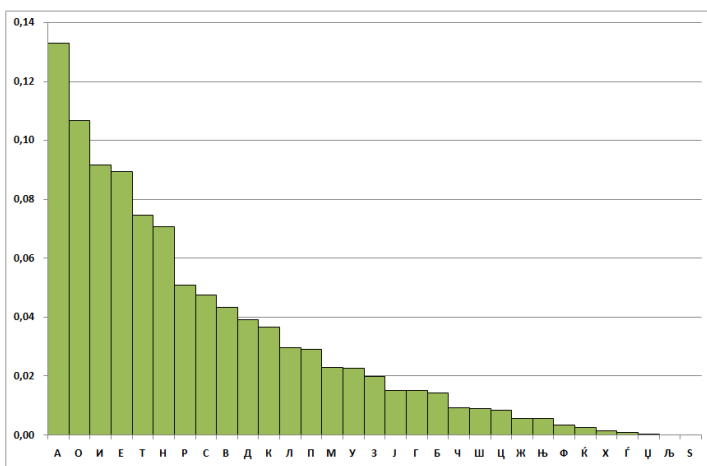
Letter frequencies are also important for design of some keyboard layouts like Dvorak Simplified Keyboard, for several games like Scrable, for data-compression techniques such as Huffman coding, etc.

Letter frequencies for the English can be found in several sources, like [1, 2], for German in [3], for Spanish in [4], for Italian in [5], etc. The absence of similar results for the Macedonian language was our basic motivation for this study.

## **2 Letter frequency distribution**

In our experiments, we use approximately 15000 pages of written text, or more accurate: 2000 pages of prose and poetry, 1700 pages of drama, 2000 pages of natural sciences (geology, mining, geography, etc), 1400 pages of social sciences (history, pedagogy, etc), 1400 pages of law, 3000 pages of different laws, 1600 pages of economy and 2000 pages of computer science.

Obtained results for Macedonian letter frequency distribution are given in Table 1. Obtained relative frequencies of letters, ordered by Macedonian alphabet and by frequencies, are shown on Figure 1 and 2, respectively.



**Figure 1** Relative frequencies of letters in text

**Table 1** Macedonian letter frequency

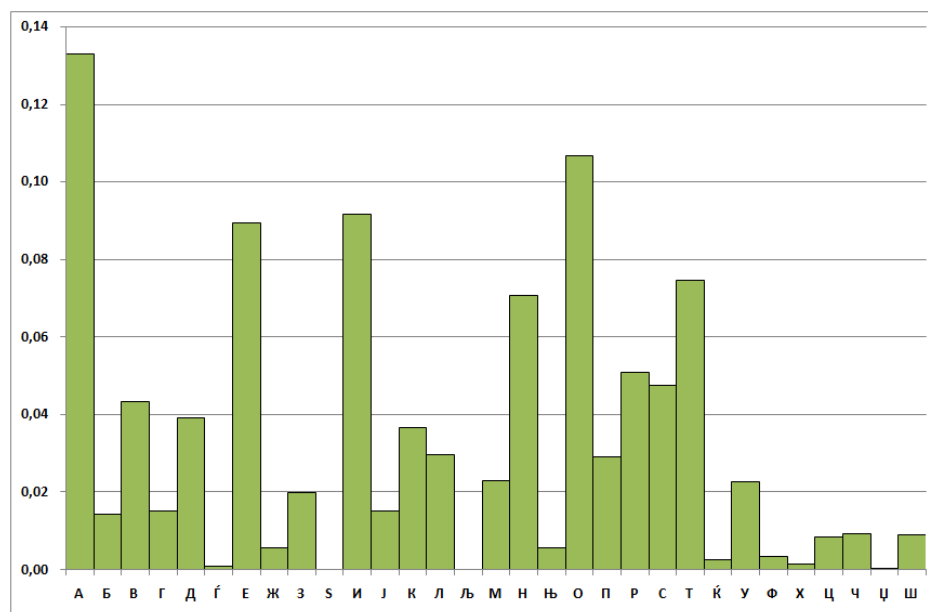
Letter	Count	Frequency
A	3.819.909	13,293%
O	3.068.901	10,679%
И	2.632.308	9,160%
Е	2.570.604	8,945%
Т	2.144.354	7,462%
Н	2.033.735	7,077%
Р	1.462.718	5,090%
С	1.365.208	4,751%
В	1.247.904	4,343%
Д	1.123.847	3,911%
К	1.055.096	3,672%
Л	850.394	2,959%
П	840.787	2,926%
М	663.552	2,309%
У	649.953	2,262%
З	568.707	1,979%
Ј	434.240	1,511%
Г	432.547	1,505%
Б	412.019	1,434%
Ч	265.775	0,925%
Ш	263.335	0,916%
Ц	246.244	0,857%
Ж	163.334	0,568%

Њ	159.379	0,555%
Ф	99.687	0,347%
Ќ	75.905	0,264%
Х	41.978	0,146%
Ѓ	30.340	0,106%
Ц	7.086	0,025%
Љ	4.252	0,015%
Ѕ	2.708	0,009%

Note that, these frequencies are averages, that means that letter A will not always constitute 13,293% of all the letters in a text, and may not even be the most common letter. If you analyse just one sentence, its letter frequency distribution probably will not match the bar chart above. But if you pick a longer Macedonian text, the match should be surprisingly good.

By analysing Table 1, one can see that the “top twelve” letters comprise about 81,3% of the total usage and the “top eight” letters comprise about 66,5% of the total usage.

Recent analysis show that letter frequencies, tend to vary by subject. In the Table 2 and on the Figure 3 we give the letter frequency distribution by examined subjects.



**Figure 2** Relative frequencies ordered by frequency

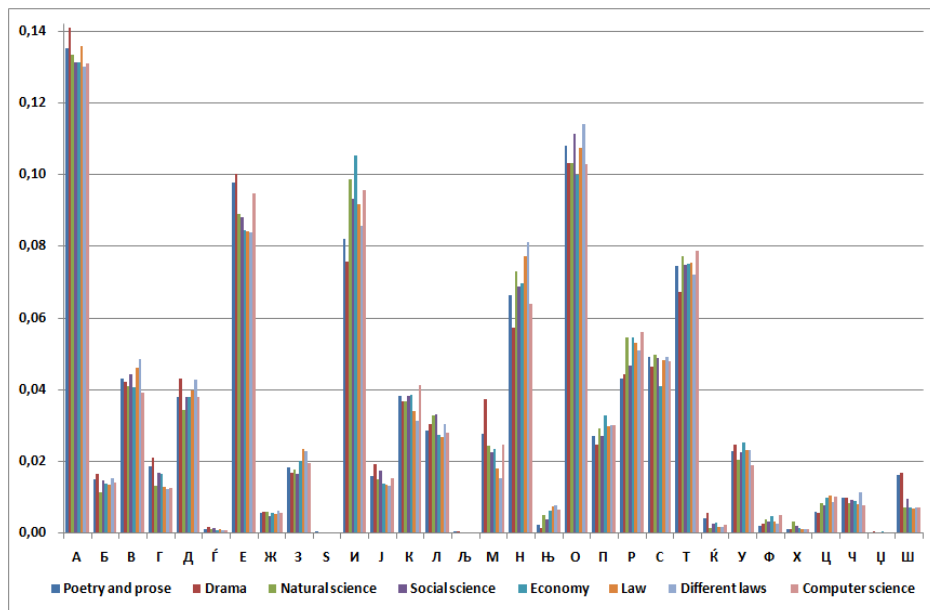


Figure 3 Relative frequencies of letters in text by subjects

**Table 2** Macedonian letter frequency by subjects

L.	Frequency for poetry and prose	Frequency for drama	Frequency for natural science	Frequency for social science	Frequency for economy	Frequency for law	Frequency for different laws	Frequency for computer science
<b>A</b>	13,50 7%	14,08 1%	13,34 1%	13,12 9%	13,12 7%	13,59 1%	13,00 0%	13,09 9%
<b>Б</b>	1,508 %	1,647 %	1,142 %	1,480 %	1,387 %	1,363 %	1,519 %	1,408 %
<b>В</b>	4,296 %	4,225 %	4,098 %	4,436 %	4,070 %	4,618 %	4,844 %	3,914 %
<b>Г</b>	1,869 %	2,102 %	1,314 %	1,688 %	1,650 %	1,290 %	1,232 %	1,274 %
<b>Д</b>	3,805 %	4,298 %	3,435 %	3,783 %	3,789 %	3,988 %	4,272 %	3,786 %
<b>Ѓ</b>	0,126 %	0,169 %	0,122 %	0,135 %	0,095 %	0,118 %	0,068 %	0,068 %
<b>Е</b>	9,785 %	10,00 7%	8,912 %	8,819 %	8,451 %	8,418 %	8,386 %	9,480 %
<b>Ж</b>	0,574 %	0,604 %	0,592 %	0,483 %	0,561 %	0,532 %	0,622 %	0,569 %
<b>З</b>	1,821 %	1,672 %	1,762 %	1,656 %	2,016 %	2,338 %	2,281 %	1,970 %
<b>С</b>	0,038 %	0,017 %	0,006 %	0,012 %	0,008 %	0,000 %	0,002 %	0,003 %
<b>И</b>	8,215 %	7,579 %	9,863 %	9,311 %	10,54 5%	9,168 %	8,580 %	9,578 %
<b>Ј</b>	1,582 %	1,926 %	1,514 %	1,755 %	1,380 %	1,337 %	1,326 %	1,521 %
<b>К</b>	3,839 %	3,682 %	3,666 %	3,832 %	3,860 %	3,406 %	3,129 %	4,144 %
<b>Л</b>	2,866 %	3,051 %	3,281 %	3,302 %	2,746 %	2,677 %	3,046 %	2,786 %
<b>Љ</b>	0,045 %	0,047 %	0,013 %	0,016 %	0,007 %	0,002 %	0,004 %	0,006 %
<b>М</b>	2,773 %	3,742 %	2,453 %	2,271 %	2,353 %	1,790 %	1,543 %	2,481 %

<b>Н</b>	6,644 %	5,744 %	7,306 %	6,865 %	6,958 %	7,736 %	8,114 %	6,407 %
<b>Њ</b>	0,239 %	0,130 %	0,512 %	0,398 %	0,620 %	0,749 %	0,792 %	0,657 %
<b>О</b>	10,81 1%	10,31 5%	10,32 3%	11,13 5%	9,985 %	10,74 2%	11,40 1%	10,30 0%
<b>П</b>	2,722 %	2,455 %	2,912 %	2,703 %	3,289 %	2,982 %	3,024 %	3,024 %
<b>Р</b>	4,303 %	4,436 %	5,448 %	4,679 %	5,464 %	5,311 %	5,095 %	5,601 %
<b>С</b>	4,902 %	4,653 %	4,971 %	4,888 %	4,084 %	4,814 %	4,910 %	4,794 %
<b>Т</b>	7,456 %	6,726 %	7,732 %	7,494 %	7,507 %	7,543 %	7,220 %	7,866 %
<b>Ќ</b>	0,410 %	0,556 %	0,146 %	0,272 %	0,280 %	0,187 %	0,166 %	0,242 %
<b>У</b>	2,292 %	2,469 %	2,039 %	2,263 %	2,527 %	2,328 %	2,317 %	1,904 %
<b>Ф</b>	0,214 %	0,270 %	0,380 %	0,320 %	0,463 %	0,311 %	0,263 %	0,513 %
<b>Х</b>	0,119 %	0,118 %	0,324 %	0,200 %	0,131 %	0,114 %	0,114 %	0,099 %
<b>Ц</b>	0,585 %	0,562 %	0,827 %	0,777 %	0,989 %	1,043 %	0,869 %	1,015 %
<b>Ч</b>	0,993 %	0,983 %	0,849 %	0,919 %	0,894 %	0,797 %	1,128 %	0,770 %
<b>Џ</b>	0,032 %	0,063 %	0,007 %	0,026 %	0,053 %	0,013 %	0,010 %	0,011 %
<b>Ш</b>	1,629 %	1,672 %	0,708 %	0,952 %	0,710 %	0,693 %	0,724 %	0,710 %

### ' "Bigram and trigram frequency distribution

For cryptanalysis, more complex use of statistics can be achieved made, such as considering frequency of pairs of letters (digrams or bigrams or digraphs), triplets (trigrams), and so on. This provide more information to the cryptanalyst, for instance, Њ and E nearly always occur together in that order in Macedonian language, even though Њ itself is rare.

Bigram and trigram frequency distribution for Macedonian language are presented in Table 3. “Top twenty” bigrams in Macedonian language comprise about 31,2% of the total usage and “top ten” bigrams comprise about 18,3% of the total usage.

**Table 3** “Top thirty” bigrams and trigrams in Macedonian language ordered by frequencies

Bigrams	Count	Frequency	Trigrams	Count	Frequency
НА	752.140	3,235%	ИТЕ	227.851	1,261%
АТ	432.434	1,860%	АТА	207.369	1,147%
ТА	420.266	1,808%	УВА	203.097	1,124%
НИ	410.148	1,764%	ИЈА	128.096	0,709%
ТЕ	399.981	1,721%	АЊЕ	115.397	0,639%
РА	392.436	1,688%	СТА	110.629	0,612%
ОТ	375.777	1,616%	ОСТ	104.699	0,579%
СТ	375.112	1,614%	ВАЊ	87.284	0,483%
ТО	358.245	1,541%	ПРО	86.551	0,479%
КО	338.492	1,456%	ПРЕ	86.010	0,476%
ВА	338.320	1,455%	ЕТО	77.521	0,429%
ВО	335.956	1,445%	ИСТ	74.462	0,412%
ЕН	328.730	1,414%	РЕД	73.494	0,407%
ОД	319.684	1,375%	АКО	73.165	0,405%
ПР	295.522	1,271%	НАТ	71.059	0,393%
РЕ	286.956	1,234%	ИРА	66.287	0,367%
КА	282.442	1,215%	ШТО	65.471	0,362%
ИТ	278.301	1,197%	НОС	64.349	0,356%
ПО	276.883	1,191%	ЕНИ	64.270	0,356%
НО	269.854	1,161%	АНИ	62.884	0,348%
ЗА	261.579	1,125%	ПРИ	61.401	0,340%
ДА	228.540	0,983%	ИОТ	59.740	0,331%
ЈА	228.029	0,981%	НИТ	59.468	0,329%
СЕ	222.786	0,958%	ОТО	58.371	0,323%
УВ	209.417	0,901%	ААТ	57.511	0,318%
РИ	207.967	0,895%	ОВИ	55.883	0,309%
ОВ	206.159	0,887%	РАН	55.117	0,305%
ТИ	203.082	0,874%	ИНА	55.035	0,305%
ЛИ	199.693	0,859%	СКИ	53.291	0,295%
РО	195.123	0,839%	МЕН	52.775	0,292%

“Top twenty” trigrams in Macedonian language comprise about 11,3% of the total usage and “top ten” bigrams comprise about 7,5% of the total usage.

#### 4. Letter frequency distribution from the Macedonian dictionary

We examined also the Macedonian letter frequency distribution for more than 80000 Macedonian basic words from the Macedonian dictionary [6, 7, 8, 9]. Obtained results are given in Table 4.

Another interesting analysis about letters is the letter frequency of the most common first letter in words and most common last letter in words. We use the same sample from the dictionary for this analysis, and results are presented in Table 5. It is interesting that approximately 73% of all the examined words finished with a vocal. In 27,327% of examined words that vocal is A, and in 22,581% the vocal is И. The most frequent first letter in word with 23,880% is П.

**Table 4** Macedonian letter frequency for words in the Macedonian dictionary.

Letter	Count	Frequency
<b>A</b>	92.952	12,996%
<b>И</b>	61.135	8,548%
<b>E</b>	59.170	8,273%
<b>O</b>	52.885	7,394%
<b>P</b>	47.300	6,613%
<b>B</b>	40.902	5,719%
<b>H</b>	38.244	5,347%
<b>Y</b>	34.068	4,763%
<b>T</b>	32.226	4,506%
<b>П</b>	31.793	4,445%
<b>C</b>	31.193	4,361%
<b>K</b>	26.045	3,642%
<b>Л</b>	23.945	3,348%
<b>Д</b>	19.002	2,657%
<b>З</b>	17.290	2,417%
<b>J</b>	16.998	2,377%
<b>M</b>	14.103	1,972%
<b>Ќ</b>	11.233	1,571%
<b>Њ</b>	10.807	1,511%



<b>Б</b>	10.620	1,485%
<b>Г</b>	10.058	1,406%
<b>Ч</b>	9.690	1,355%
<b>Ш</b>	6.660	0,931%
<b>Ц</b>	6.415	0,897%
<b>Ж</b>	4.046	0,566%
<b>Ф</b>	3.018	0,422%
<b>Х</b>	1.281	0,179%
<b>Џ</b>	793	0,111%
<b>Ѓ</b>	545	0,076%
<b>Ѕ</b>	478	0,067%
<b>Љ</b>	327	0,046%

**Table 5:** Letter frequency of the most common first and last letter in words.

First letter		Last letter	
Letter	Frequency	Letter	Frequency
<b>П</b>	23,880%	<b>А</b>	27,327%
<b>С</b>	8,769%	<b>И</b>	22,581%
<b>Н</b>	6,901%	<b>Е</b>	19,262%
<b>З</b>	6,220%	<b>Н</b>	7,562%
<b>Р</b>	5,814%	<b>Т</b>	6,023%
<b>К</b>	5,458%	<b>О</b>	3,733%
<b>О</b>	5,127%	<b>К</b>	2,648%
<b>Д</b>	4,294%	<b>Р</b>	2,520%
<b>И</b>	3,974%	<b>В</b>	1,746%
<b>Б</b>	3,607%	<b>М</b>	1,205%
<b>В</b>	3,446%	<b>Л</b>	0,894%
<b>М</b>	3,251%	<b>Ц</b>	0,828%
<b>Т</b>	2,742%	<b>Ч</b>	0,651%
<b>Г</b>	2,564%	<b>С</b>	0,615%
<b>А</b>	2,092%	<b>Д</b>	0,444%
<b>У</b>	1,612%	<b>Г</b>	0,380%
<b>Л</b>	1,513%	<b>Ј</b>	0,269%
<b>Ш</b>	1,489%	<b>П</b>	0,241%
<b>Ф</b>	1,256%	<b>Ш</b>	0,212%
<b>Е</b>	1,182%	<b>З</b>	0,209%

Ч	1,097%	Ж	0,155%
Ц	0,920%	Ф	0,150%
Х	0,724%	У	0,114%
Ж	0,723%	Б	0,097%
Ј	0,521%	Х	0,073%
Џ	0,274%	К	0,023%
Ѕ	0,180%	Љ	0,018%
К	0,175%	Џ	0,009%
Ѓ	0,130%	Њ	0,007%
Љ	0,057%	Ѓ	0,004%
Њ	0,009%	Ѕ	0,000%

## 5. Conclusion

In this paper we investigate the frequency distribution of letters, bigrams and trigrams in the Macedonian language and in the Macedonian dictionary, too. We investigate, letter frequency of the most common first letter and last letter in basic words from the Macedonian dictionary, also.

## References

- [1] H. S. Zim (1962): *Codes and secret writing*. Scholastic Book Services.
- [2] H. Beker and F. Piper (1983): *Cipher Systems: The Protection of Communications*, John Wiley & Sons, pp. 397.
- [3] A. Beutelsacher (2005): *Kryptologie. Eine Einführung in die Wissenschaft vom Verschlüsseln, Verbergen und Verheimlichen. Ohne alle Geheimniskrämerei, aber nicht ohne hinterli ... utzen und Ergötzen des allgemeinen Publikums*, Aufl., Wiesbaden: Vieweg Verlagsgesellschaft, pp.10.
- [4] F. Pratt (1939): *Secret and Urgent: the Story of Codes and Ciphers*, Blue Ribbon Books, pp 254-255.
- [5] S. Singh (1999): *Codici e Segreti*, RCS.
- [6] A. Petrovski (2005): *About a Macedonian Computational Dictionary*, Proceedings of 2<sup>nd</sup> Balkan Conference in Informatics BCI 2005, Ohrid, 17-19 November, pp. 76-83.
- [7] K. Zdravkova and A. Petrovski (2007): *Derivation of Macedonian Verbal Adjectives*, International Conference RANLP, Borovets, 27-29 September, Incoma, Ltd, pp. 661-665.
- [8] K. Zdravkova (2007-2008): *Создавање компјутерски ресурси за македонскиот јазик*, Македонски јазик, Институт за македонски јазик „Крсте Мисирков“, година LVIII-LIX, pp. 153-174.
- [9] T. Erjavec (2010): *MULTEXT-East Version 4: Multilingual Morphosyntactic Specifications, Lexicons and Corpora*, Proceedings of the International Conference on Language Resources and Evaluation, LREC 2010, 17-23 May, Valletta, Malta, pp. 2544-2547.