

**GOCE DELCEV UNIVERSITY - STIP
FACULTY OF COMPUTER SCIENCE**

The journal is indexed in

EBSCO

ISSN 2545-4803 on line

DOI: 10.46763/BJAMI

**BALKAN JOURNAL
OF APPLIED MATHEMATICS
AND INFORMATICS
(BJAMI)**



YEAR 2022

VOLUME V, Number 2

AIMS AND SCOPE:

BJAMI publishes original research articles in the areas of applied mathematics and informatics.

Topics:

1. Computer science;
2. Computer and software engineering;
3. Information technology;
4. Computer security;
5. Electrical engineering;
6. Telecommunication;
7. Mathematics and its applications;
8. Articles of interdisciplinary of computer and information sciences with education, economics, environmental, health, and engineering.

Managing editor

Mirjana Kocaleva Ph.D.

Zoran Zlatev Ph.D.

Editor in chief

Biljana Zlatanovska Ph.D.

Lectoure

Snezana Kirova

Technical editor

Sanja Gacov

Address of the editorial office

Goce Delcev University – Stip

Faculty of philology

Krste Misirkov 10-A

PO box 201, 2000 Štip,

Republic of North Macedonia

BALKAN JOURNAL
OF APPLIED MATHEMATICS AND INFORMATICS (BJAMI), Vol 5

ISSN 2545-4803 on line
Vol. 5, No. 2, Year 2022

EDITORIAL BOARD

- Adelina Plamenova Aleksieva-Petrova**, Technical University – Sofia,
Faculty of Computer Systems and Control, Sofia, Bulgaria
- Lyudmila Stoyanova**, Technical University - Sofia , Faculty of computer systems and control,
Department – Programming and computer technologies, Bulgaria
- Zlatko Georgiev Varbanov**, Department of Mathematics and Informatics,
Veliko Tarnovo University, Bulgaria
- Snezana Scepanovic**, Faculty for Information Technology,
University “Mediterranean”, Podgorica, Montenegro
- Daniela Veleva Minkovska**, Faculty of Computer Systems and Technologies,
Technical University, Sofia, Bulgaria
- Stefka Hristova Bouyuklieva**, Department of Algebra and Geometry,
Faculty of Mathematics and Informatics, Veliko Tarnovo University, Bulgaria
- Vesselin Velichkov**, University of Luxembourg, Faculty of Sciences,
Technology and Communication (FSTC), Luxembourg
- Isabel Maria Baltazar Simões de Carvalho**, Instituto Superior Técnico,
Technical University of Lisbon, Portugal
- Predrag S. Stanimirović**, University of Niš, Faculty of Sciences and Mathematics,
Department of Mathematics and Informatics, Niš, Serbia
- Shcherbacov Victor**, Institute of Mathematics and Computer Science,
Academy of Sciences of Moldova, Moldova
- Pedro Ricardo Morais Inácio**, Department of Computer Science,
Universidade da Beira Interior, Portugal
- Georgi Tuparov**, Technical University of Sofia Bulgaria
- Martin Lukarevski**, Faculty of Computer Science, UGD, Republic of North Macedonia
- Ivanka Georgieva**, South-West University, Blagoevgrad, Bulgaria
- Georgi Stojanov**, Computer Science, Mathematics, and Environmental Science Department
The American University of Paris, France
- Iliya Guerguiev Bouyukliev**, Institute of Mathematics and Informatics,
Bulgarian Academy of Sciences, Bulgaria
- Riste Škrekovski**, FAMNIT, University of Primorska, Koper, Slovenia
- Stela Zhelezova**, Institute of Mathematics and Informatics, Bulgarian Academy of Sciences, Bulgaria
- Katerina Taskova**, Computational Biology and Data Mining Group,
Faculty of Biology, Johannes Gutenberg-Universität Mainz (JGU), Mainz, Germany.
- Dragana Glušac**, Tehnical Faculty “Mihajlo Pupin”, Zrenjanin, Serbia
- Cveta Martinovska-Bande**, Faculty of Computer Science, UGD, Republic of North Macedonia
- Blagoj Delipetrov**, European Commission Joint Research Centre, Italy
- Zoran Zdravev**, Faculty of Computer Science, UGD, Republic of North Macedonia
- Aleksandra Mileva**, Faculty of Computer Science, UGD, Republic of North Macedonia
- Igor Stojanovik**, Faculty of Computer Science, UGD, Republic of North Macedonia
- Saso Koceski**, Faculty of Computer Science, UGD, Republic of North Macedonia
- Natasa Koceska**, Faculty of Computer Science, UGD, Republic of North Macedonia
- Aleksandar Krstev**, Faculty of Computer Science, UGD, Republic of North Macedonia
- Biljana Zlatanovska**, Faculty of Computer Science, UGD, Republic of North Macedonia
- Natasa Stojkovik**, Faculty of Computer Science, UGD, Republic of North Macedonia
- Done Stojanov**, Faculty of Computer Science, UGD, Republic of North Macedonia
- Limonka Koceva Lazarova**, Faculty of Computer Science, UGD, Republic of North Macedonia
- Tatjana Atanasova Pacemska**, Faculty of Computer Science, UGD, Republic of North Macedonia

CONTENT

Sara Aneva, Marija Sterjova and Saso Gelev SCADA SYSTEM SIMULATION FOR A PHOTOVOLTAIC ROOFTOP SYSTEM	7
Elena Karamazova Gelova and Mirjana Kocaleva Vitanova SOLVING TASKS FROM THE TOPIC PLANE EQUATION USING GEOGEBRA	17
Sadri Alija, Alaa Khalaf Hamoud and Fisnik Morina PREDICTING TEXTBOOK MEDIA SELECTION USING DECISION TREE ALGORITHMS	27
Goce Stefanov And Biljana Citkuseva Dimitrovska DESIGN OF TFT SWITCH GRID	35
Angela Tockova, Zoran Zlatev, Saso Koceski GRAPE LEAVES DISEASE RECOGNITION USING AMAZON SAGE MAKER	45
Anastasija Samardziska and Cveta Martinovska Bande NETWORK INTRUSION DETECTION BASED ON CLASIFICATION	57
Aleksandra Risteska-Kamcheski and Vlado Gicev ANALYSIS OF THE DEFORMATION DISTRIBUTION IN THE SYSTEM DEPENDING ON THE YIELD DEFORMATION.....	69
Aleksandra Risteska-Kamcheski and Vlado Gicev DEPENDENCE OF ENERGY ENTERING A BUILDING FROM THE INCIDENT ANGLE, THE LEVEL OF NONLINEARITY IN SOIL, AND THE FOUNDATION STIFFNESS	81
Sijce Miovska, Aleksandar Krstev, Dejan Krstev, Sasko Dimitrov BUSINESS PROCESS MODELING, SYSTEM ENGINEERING AND THEIR APPROACH TO THEIR APPLICATION IN INDUSTRIAL CAPACITY	89
Sasko S. Dimitrov, Dejan Krstev, Aleksandar Krstev MATRIX METHOD FOR LARGE SCALE SYSTEMS ANALYSIS	99
Vasko Gerasimovski and Vlatko Chingoski SMALL MODULAR NUCLEAR REACTORS – NEW PERSPECTIVES IN ENERGY TRANSITION	107
Vesna Dimitrievska Ristovska and Petar Sekuloski TOPOLOGICAL DATA ANALYSIS AS A TOOL FOR THE CLASSIFICATION OF DIGITAL IMAGES	117
Sasko Milev And Darko Tasevski and Blagoja Nestorovski STRESS DISTRIBUTION ALONG THE CROSS SECTION OF THE NARROWEST PART OF THE DIAPHRAGM SPRING FINGERS	127

DEPENDENCE OF ENERGY ENTERING A BUILDING FROM THE INCIDENT ANGLE, THE LEVEL OF NONLINEARITY IN SOIL, AND THE FOUNDATION STIFFNESS

ALEKSANDRA RISTESKA-KAMCHESKI AND VLADO GICEV

Abstract. In this paper we analyze the distribution of energy in the interactive system of the ground-foundation-object for an arbitrary angle of incidence of the seismic wave into the model. The analysis is conducted using a numerical simulation of wave propagation. In our research we use a two-dimensional mathematical model of the system soil-foundation-object. The ultimate goal of the research was to determine how the angle of propagation of the wave affects the amount of seismic energy that enters the object at various stiffness of the foundation, various soil stiffness and the levels of nonlinear response in the soil.

1. Introduction

The research of the response of a soil-structure system using numerical models and numerical simulations became popular with the development of computers. The numerical models of the soil-structure system include material properties of the constitutive parts of the system as well as initial and boundary conditions.

Advanced large-scale numerical simulations have been developed for the analyses of dynamic response of soils, including nonlinear representation and complex geometry of foundations (Elgamal et al. 2008; Prevost 1993; Zhang et al. 2008). Large numerical models are necessary for engineering analyses in realistic settings, but detailed interpretations of some of the results become a challenge due to the simultaneous action of their many complex features. Useful results can be obtained even for the simplest 1-D numerical models (Kanai, 1965; Safak, 1998; Fujino and Hakuno, 1978, Risteska et al., 2013; Risteska and Gicev, 2018; Gicev and Trifunac, 2010).

In the last decade, one of the main concerns of the authors is the nonlinear response of the soil-structure system. For these studies, authors usually develop 2-D models and for assumed stress-strain relationship in the media obtain the response of the soil-structure system (Lee and Trifunac, 2010; Lee et al., 2014a,b; Gicev, 2009; Gicev and Trifunac, 2010; Gicev and Trifunac, 2012)

In this paper, with the aim of analyzing and interpreting only a subset of the phenomena—which accompany the nonlinear response of soil, foundation, and structure in the presence of soil-structure interaction—but without loss of accuracy and without reducing the completeness in describing the physical phenomenon, we analyze only the most elementary representation of wave motions and adopt a bi-linear yielding model for both the foundation and the soil.

It is assumed that the object is linear, while the ground and foundation can suffer nonlinear deformations. The input excitement is in the form of a semi-synousoid pulse. By changing the parameters that affect the distribution of energy in the system, we researched how the input seismic energy is distributed in the system depending on the input angle of the wave. Since the input energy through a given cut depends on the velocity of the intersection particles, in this paper we research how the input angle θ of the wave affects the velocity of the particles of the foundation (at different stiffnesses of the foundation and different level of non-linearity of the ground), and thus also of the seismic energy entering the building.

2. Numerical model

We analyzed a two-dimensional model of a soil-foundation-object system. The material properties of the model are assumed to be those of Holiday Inn hotel in Van Nuys, California which was severely damaged during the Northridge earthquake, 1994 (Todorovska et al., 2001; Gicev and Trifunac, 2006). To study the energy flow through the foundation-object interface, we define the mean particle velocity at this interface as:

$$v_{av} = \frac{\sum_{i=1}^{N_c} v_i}{N_c}, \quad (2.1)$$

where N_c is the number of points of the contact foundation-object, and v_i is the velocity at point i of the contact in time step k . In this way, for each time step of our numerical simulation, we calculated the mean pulse excitation velocity with a dimensionless frequency η . For the largest absolute value of the mean velocity and the corresponding η , we obtain a point on the curve $v_{av,max}(\eta, t)$. We conducted the research in the domain of the dimensionless frequency of excitation $0.06 \leq \eta \leq 3$ with a step $\Delta\eta = 0.02$. In this way we have $N_p = \frac{3 - 0.06}{0.02} + 1 = 148$

points on our curves $v_{av}(\eta)$. From the fact that the energy flow through a certain area perpendicular to the direction of the wave propagation is proportional to the square of particle velocity, in the following we study how the average particle velocity varies with changes of the incident angle, the level of soil nonlinearity and the foundation stiffness.

3. Results and discussion

Figures 1, 2, 3 and 4 show the normalized curves $v_{av,r}(\eta) = v_{av,max}(\eta, t) / v_{max,ff}(\eta)$, where $v_{max,ff}(\eta)$ is the highest velocity by absolute value that occurs on the free surface of the soil with absence of the foundation and the object. We compute it as $v_{max,ff} = 2 \cdot \left(\frac{d_{i+1} - d_i}{\Delta t} \right)_{max}$, where d_i is the i -th

value of the filtered semi-sinusoidal pulse.

These curves are shown for three degrees of nonlinearity of the ground, at four different input angles, $\theta = 0^\circ, 30^\circ, 60^\circ$ and 85° . It is obvious that in Figure 1, $v_{av,r}(\eta)$ for the model of ground with the lowest level of nonlinearity, $C = 1.5$ (blue line), has the largest ordinates.

DEPENDENCE OF ENERGY ENTERING A BUILDING FROM THE INCIDENT ANGLE, THE LEVEL OF NONLINEARITY IN SOIL, AND THE FOUNDATION STIFFNESS

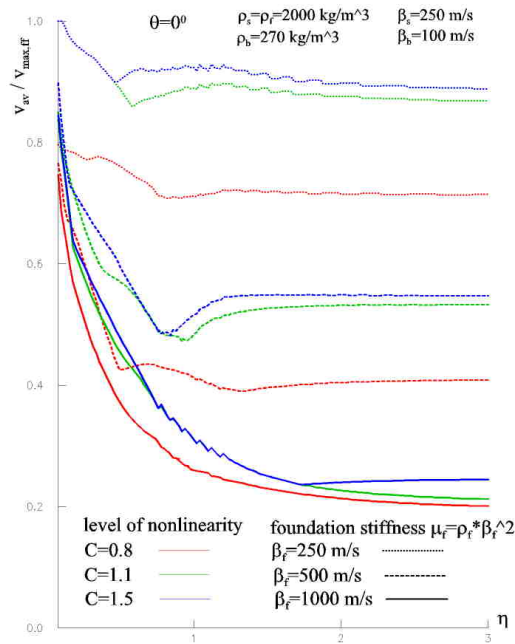


Figure 1. Peak average velocity v_{av} at structure-foundation interface normalized by peak free-field velocity $v_{max,ff}$ vs. η for three foundation stiffness and three levels of nonlinearity of soil. $\theta = 0^\circ$

For the longest pulses, $\eta = 0.06$, $v_{av,r}(\eta)$ has an ordinate one and as η increases to $\eta = 0.48$, it decreases. At $\eta = 0.48$ the relative mean velocity has a minimum, $v_{av,r}(\eta) = 0.89$. As η continues to grow, $v_{av,r}(\eta)$ begins to grow slightly and reaches values between 0.92 and 0.93 in the interval $0.6 \leq \eta \leq 1.2$. With further growth of η , $v_{av,r}(\eta)$ decreases slightly and at the largest considered value of the dimensionless frequency $\eta = 3$ gets a value $v_{av,r}(\eta) = 0.89$.

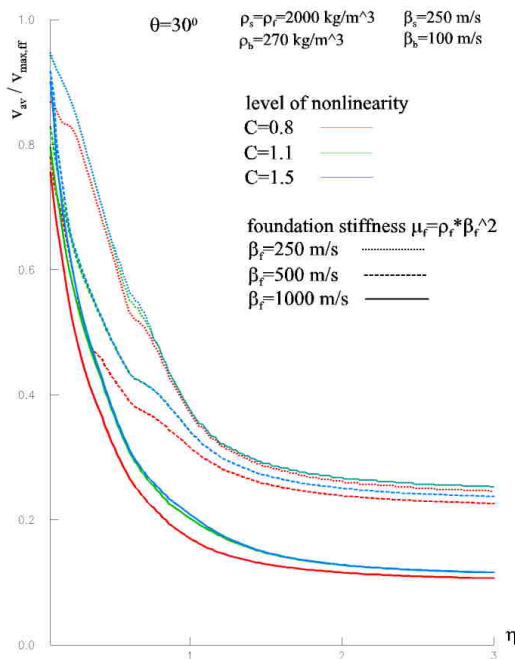


Figure 2. Same as Fig.1 but for $\theta = 30^\circ$

The soil model with the nonlinearity level $C = 1.1$ (green line), for the longest pulses, $\eta = 0.06$ to $\eta = 0.48$, has the same ordinates as the soil model with the nonlinearity level $C = 1.5$, which has a local minimum at this η . The model with $C = 1.1$ has a minimum $v_{av,r}(\eta) = 0.859$ for $\eta = 0.58$, and further by increasing η , it goes parallel to the curve with the level of nonlinearity $C = 1.5$. The maximum $v_{av,r}(\eta) = 0.898$ occurs at $\eta = 1.2$, and $v_{av,r}(\eta) = 0.868$ for $\eta = 3$. The model with the largest nonlinearity on the ground, $C = 0.8$ (red line), follows the trend of the previous two curves, by not starting from 1 for the smallest considered dimensionless frequency, $\eta = 0.06$, but from $v_{av,r}(\eta) = 0.8$. This is because in the previous two curves, for the smallest dimensionless frequencies, the ground is linear and there is no permanent deformation in it, which is not the case with the model with large nonlinearity, $C = 0.8$, when permanent deformations occur at the smallest η . Models with low nonlinearity on the ground have larger ordinates than models with higher nonlinearity. The model with the highest level of nonlinearity in the ground $C = 0.8$ (red line) has the smallest ordinates of $v_{av,r}(\eta)$ for all η , which leads to the conclusion that the models with high nonlinearity in the soil, i.e. small ε_m , i.e. small C in equation (2), prevent (do not allow) much of the energy to reach the object (to the foundation-object contact). This insight allows us to understand why many of the buildings on weak soil (with a high level of nonlinearity) and close to the epicenter of the 1994 Northridge earthquake remained completely undamaged. As the input angle θ increases, for high frequencies (Figures 2 to 4), the curves approach. Figure 2 shows the corresponding input angle curves $\theta = 30^\circ$. As η increases, the curves $v_{av,r}(\eta)$ approach each other.

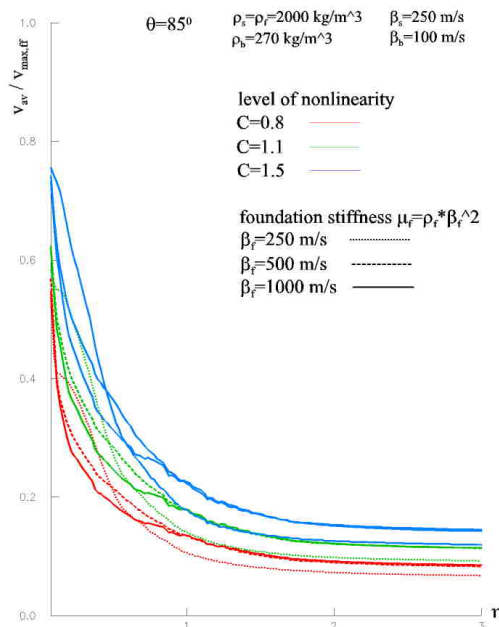


Figure 3. Same as Fig.6.6 but for $\theta = 60^\circ$

In Figure 2, it can be seen that for lower nonlinearity, $C = 1.1$ and $C = 1.5$ (green and blue lines), the curves $v_{av,r}(\eta)$ almost match, especially at high dimensionless frequencies. Otherwise, for this input angle, $\theta = 30^\circ$ the curves for large nonlinearity $C = 0.8$, have

different, always smaller ordinates than the curves for $C = 1.1$ and $C = 1.5$. Figure 3 shows the curves $v_{av,r}(\eta)$ for input angle $\theta = 60^\circ$. The figure shows that for small η the model with the lowest level of nonlinearity on the ground $C = 1.5$ has the highest value for the average velocity. For $\eta = 0$, i.e., for the longest pulses, $v_{av,r}(\eta)$ has the ordinate close to 0.86 and as the dimensionless frequency increases, $v_{av,r}(\eta)$ decreases sharply.

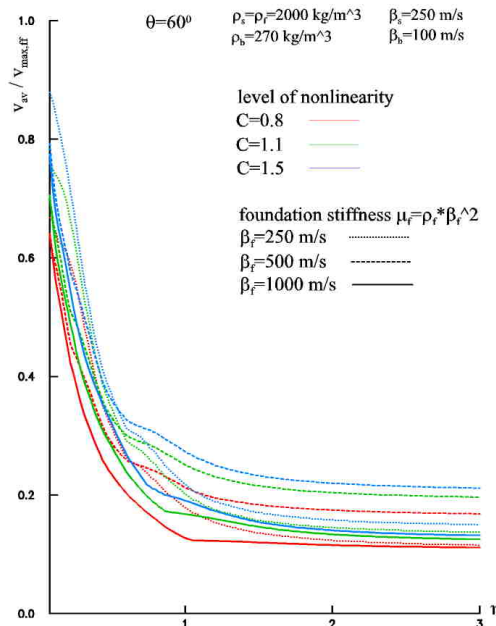


Figure 4. Same as Fig.1 but for $\theta = 85^\circ$

At $\eta = 0.5$ the relative velocity of the model with the lowest level of nonlinearity on the ground $C = 1.5$, becomes greater than the same for $C = 1.5$. For $\eta > 0.5$, the relative velocities for this model are the highest and reach the lowest value in the considered interval, about 0.25. The model with the level of nonlinearity on the ground $C = 1.1$ for $\eta = 0$ has a maximum ordinate for the relative velocity 0.8. The curve of this model runs parallel to the curve with the nonlinearity level $C = 1.5$ and the minimum occurs for $\eta = 3$, $v_{av,r}(\eta) = 0,24$. The model with the largest nonlinearity on the ground (red line) behaves similarly to the previous curve, in that the minimum value for the mean velocity reaches the same for $\eta = 3$, $v_{av,r}(\eta) = 0,2$. It is observed that the increase of the input angle leads to the approximation of the curves $v_{av,r}(\eta)$.

Figure 4 shows the curves of the previous mathematical models, but at the input pulse angle $\theta = 85^\circ$. It is obvious that the maximum value for the relative velocity is lower than that at the input angle $\theta = 60^\circ$, $v_{av,r}(\eta) = 0,75$. This value reaches the curve of the model for the lowest nonlinearity of the ground $C = 1.5$ (blue line). The curve with the level of nonlinearity $C = 1.1$ behaves similarly, with a small difference in the maximum and minimum of the relative velocity. Curves with large nonlinearity on the ground ($C = 0.8$) have the lowest value for velocity, about 0.58. As η increases, they decrease and for $\eta = 3$ reach the minimum, about 0.1. Figure 4 also shows that as the pulse input angle θ increases, as the frequency increases, the curves $v_{av,r}(\eta)$ decrease and move closer to each other (some of them even coinciding). This shows that at higher η the degree of nonlinearity of the ground is almost irrelevant to the values of the relative velocity of the foundation-object

contact, $v_{av,r}(\eta)$. It is also obvious that these velocities for larger η become almost constant, i.e., they no longer depend on the frequency.

Conclusion

We determined under which conditions and where maximum responses of finite-dimension elements occur during seismic excitations. We come to the conclusion that with the increase of the incident angle of the pulse, the relative particle velocity and consequently the energy at the foundation – object interface decreases. Further, the models with stiffer foundation and higher level of nonlinearity of the soil have the smallest ordinates for $v_{av,r}(\eta)$, i.e., as the foundation becomes stiffer, most of the input energy is scattered from the foundation and a smaller part enters the building.

References

- [1] Elgamal, A., Linjun, Y., Zaohui, Y., and Conte, J.P. (2008). *Three-dimensional seismic response of Humboldt Bay Bridge-foundation-ground system*, *J Struct Eng-ASCE* (7), 1165–1176.
- [2] Prevost, J.H. (1993). *Nonlinear Dynamic Response Analysis of Soil and Soil-Structure Interaction systems*, *Seminar on Soil Dynamics and Geotechnical Earthquake Engineering*, Editors: Seco, E. and Pinto, P., *Soil Dyns Earthq Eng, Balkema, Rotterdam*, 49-126.
- [3] Zhang, Y., Conte, J.P., Yang, Z., Elgamal, A., Bielak, J., and Acero, G. (2008). *Two-dimensional nonlinear earthquake response analysis of bridge-foundation-ground system*, *Earthq Spectra* 24(2), 343–386.
- [4] Kanai K. (1965) *Some problems of seismic vibration of structures*. In: *Proceedings of the third world conference on earthquake engineering, New Zealand, vol. II; 1965*. p. 260–75
- [5] Safak, E. (1998). *New Approach to Analyzing Soil-Building Systems*, *Soil Dynam. and Earthquake Eng.*, 17, 509-517.
- [6] Fujino Y, Hakuno M. (1978) *Characteristics of elasto-plastic ground motion during an earthquake*. *Bull Earthquake Res Inst Tokyo Univ* 1978; 53:359–78.
- [7] Risteska, A., Gicev, V., Zlatev, Z. and Kokalanov, V. (2013) *The response of a shear beam as 1d medium to seismic excitations dependent on the boundary conditions*. In: XI Balkan Conference on Operation Research, Belgrade & Zlatibor, Serbia.
- [8] A.Risteska and V.Gicev (2018). *The response of a shear beam as 1D medium to seismic excitations dependent on the boundary conditions*, *Journal of Geological Resource and Engineering* vol.6, 135-142
- [9] V. Gicev, M.D. Trifunac (2010). *Amplification of linear strain in a layer excited by a shear-wave earthquake pulse*, *Soil Dynamics and Earthquake Engineering*, vol. 30, issue 10

- [10] Todorovska, M.I., Ivanović, S.S., and Trifunac, M.D. (2001). *Wave propagation in a seven story reinforced concrete building: I. Theoretical models*, *Soil Dynam. and Earthquake Engrg*, 21(3), 211–223.
- [11] V. Gicev and M.D. Trifunac (2006). *Non-linear earthquake waves in seven-storey reinforced concrete hotel*, Report CE 06-03
- [12] Lee, V.W. and Trifunac, M.D. (2010). *Should average shear wave velocity in the top 30 m of soil be the only local site parameter used to describe seismic amplification?*, *Soil Dyns Earthq Eng*, 30(11), 1250-1258.
- [13] Lee, V.W., Liu, W.Y., Trifunac, M.D. and Orbović, N. (2014a). *Scattering and Diffraction of Earthquake Motions in Irregular Elastic Layers, I: Love and SH Waves*, *Soil Dyns Earthq Eng*, 66, 125-134.
- [14] Lee, V.W., Liu, W.Y., Trifunac, M.D. and Orbović, N. (2014b). *Scattering and Diffraction of Earthquake Motions in Irregular, Elastic Layers, II: Rayleigh and Body P and SV Waves*, *Soil Dyns Earthq Eng*, 66, 220-23.
- [15] V. Gicev (2009). *Soil Structure Interaction in Nonlinear Soil*, chapter in the book “*Coupled site and Soil-Structure Interaction Effects with Application to Seismic Risk Mitigation*”, Springer
- [16] V. Gicev and M.D. Trifunac (2010). *Amplification of linear strain in a layer excited by a shear-wave earthquake pulse*, *Soil Dynamics and Earthquake Engineering*, vol. 30, issue 10, 1073-1081.
- [17] Gicev, V. and Trifunac, M.D (2012). *Asymmetry of nonlinear soil strains during soil-structure interaction excited by SH pulse*, *Izgradnja*, vol. 66, br. 5-6, 129-148

Aleksandra Risteska-Kamcheski
University of Goce Delcev, Stip, Macedonia
Faculty of Computer Science
E-mail address: aleksandra.risteska@ugd.edu.mk

Vlado Gicev
University of Goce Delcev, Stip, Macedonia
Faculty of Computer Science
E-mail address: vlado.gicev@ugd.edu.mk

