



International Journal of Economics, Management and Tourism

**GOCE DELCEV UNIVERSITY OF STIP
FACULTY OF TOURISM AND BUSINESS LOGISTICS**

**INTERNATIONAL JOURNAL OF ECONOMICS,
MANAGEMENT AND TOURISM**

VOL. 2 NO. 2

2022

ISSN 2671-3810 online version

Publisher:

Faculty of Tourism and Business Logistics
Goce Delchev University of Shtip
"Krste Misirkov" no.10-A P.O. Box 201 Shtip 2000, North Macedonia
Tel: +389 32 550 350
www.ftbl.ugd.edu.mk
www.ugd.edu.mk

Editor in chief:

Tatjana Boshkov, Ph.D.

Editor:

Natasha Miteva, Ph.D.

Technical editor:

Cvetanka Ristova Maglovska, Ph.D.
Dushko Joseski, Ph.D.

The International Journal of Economics, Management and Tourism (IJEMT) is peer-reviewed and issued two times per year, in online version at the following website of the web portal of Goce Delcev University in Stip: <https://js.ugd.edu.mk/index.php/ijemt/index>. The official language for papers is English language.

IJEMT DOI: <https://doi.org/10.46763/IJEMT>

IJEMT Vol.2 No.2 DOI: <https://doi.org/10.46763/IJEMT>

Editorial Board:

Prof. Tatjana Boshkov, Ph.D., Goce Delcev University of Stip, Faculty of Tourism and Business logistics, Stip, North Macedonia

Assist. Prof. Natasa Miteva, Ph.D., Goce Delcev University of Stip, Faculty of Tourism and Business logistics, Stip, North Macedonia

Assist. Prof. Cvetanka Ristova Maglovska, Ph.D., Goce Delcev University of Stip, Faculty of Tourism and Business logistics, Stip, North Macedonia

Assist. Prof. Dusko Joseski, Ph.D., Goce Delcev University of Stip, Faculty of Tourism and Business logistics, Stip, North Macedonia

Prof. Ana Jurcic, Ph.D., Faculty of Business & Economics, Department of Management & Law, Modern College of Business & Science

Prof. Jasmina Starc, Ph.D., Faculty of Business and Management Studies, University of Novo Mesto, Slovenia

Prof. Mirela-Elena Mazilu, Ph.D., Department of Geography, Director of Research Center in Innovative and Regional Tourism, University of Craiova, Romania

Prof. Kanita Imamovic-Cizmic, Ph.D., Faculty of Law, University of Sarajevo, Bosnia and Herzegovina

Prof. Slavi Petrov Dimitrov, Ph.D., Faculty of Economics, University St. Cyril and St. Methodius of Veliko Tarnovo, Bulgaria

Prof. Kemal Cebeci, Ph.D., Faculty of Economics, Department of Public Finance, Marmara University, Turkey

Prof. Sonja Cindori, Ph.D., Department of Financial Law and Financial Science, Faculty of Law University of Zagreb, Croatia

Prof. Boban Melovic, Ph.D., Faculty of Economics, University of Montenegro, Montenegro

Prof. Anton Vorina, School of Economics, Vocational College, Celje, Slovenia

Prof. Misko Djidrov, Ph.D., Goce Delcev University of Stip, Faculty of Mechanical Engineering, Stip, North Macedonia

Prof. Nikolas L. Hourvoulides, Ph.D., Americal College of Thessaloniki, Greece

Assist. Prof. Zarko Radjenovic, Ph.D., University of Nis, Innovation Center, Serbia

Prof. Madalina Teodora Andrei, Ph.D., Hyperion University, Faculty of Social, Humanities and Natural Sciences, Department of Geography, Romania

Biljana Conevska Gunjovska, Ph.D., Goce Delcev University of Stip, Faculty of Tourism and Business logistics, Stip, North Macedonia

Prof. Nazmiye Erdogan, Ph.D., Director of Vocational School of Social Science, Head of Tourism and Management, Department of Tourism Management, Ankara, Turkey

Prof. Adam Pawlics, Ph.D., Chair of Tourism Management Department, Szczecin University, Poland

Prof. Rabi Kar, Ph.D., Associate Professor, Department of Commerce, University of Delhi, New Delhi, India

Prof. Tamara Klicek, Ph.D., National Taiwan University European Center and MOFA Foreign Scholar, Taiwan

Prof. Iuliana Pop, Ph.D., University of Economics Studies, Bucharest, Romania

Prof. Stefan-Emil Ionescu, Ph.D., Military Technical Academy, Bucharest, Romania

Prof. Marta Borowska-Stefanska, Ph.D., University of Lodz Faculty of Geographical Sciences, Institute of the Built Environment and Spatial Policy, Poland

Prof. Paolo Reis Mourao, Ph.D., Economics & Management School, Department of Economics & NIPE, University of Minho, Portugal

Prof. Mazhar Abbas, Ph.D., College of Business Administration, Department of Management & MIC University of Ha'il Saudi Arabia

Prof. Drago Cvijanović, Ph.D., University of Kragujevac, Faculty of Hotel Management and Tourism in Vrnjacka Banja, Serbia

TABLE OF CONTENTS

Dushko Josheski; Natasha Miteva; Tatjana Boshkov HETEROGENOUS AGENTS AND INCOMPLETE MARKETS: AN EXPLORATION	7
Nikola V. Dimitrov ANALYSIS OF TOURIST MOVEMENTS BY TYPES OF PLACES IN R.N. MACEDONIA FROM 1961 TO 2021.....	26
Hristina Serafimovska; Marija Apostolova-Nikolovska CAREER CHOICE AND EFFECTIVE CAREER MANAGEMENT: ENTREPRENEURSHIP AS BASIS ON THE WAY TO CAREER.....	42
Marija Neskovic WINE TOURISM AS A FACTOR FOR THE DEVELOPMENT OF RURAL TOURISM	54
Milica Milosheska Gavrovska RISING INTEREST RATES REDUCE INFLATION: AN EMPIRICAL STUDY FOR THE REPUBLIC OF NORTH MACEDONIA	60

HETEROGENOUS AGENTS AND INCOMPLETE MARKETS: AN EXPLORATION

Dushko Josheski^{1*}, Natasha Miteva², Tatjana Boshkov³

¹ Associate professor Goce Delcev University of Stip, Faculty of tourism and business logistics, R.North Macedonia, dusko.josevski@ugd.edu.mk

² Assistant professor, Goce Delcev University of Stip, Faculty of tourism and business logistics, R.North Macedonia, natasa.miteva@ugd.edu.mk

³ Associate professor, Goce Delcev University of Stip, Faculty of tourism and business logistics, R.North Macedonia, tatjana.dzaleva@ugd.edu.mk

* Corresponding author: dusko.josevski@ugd.edu.mk

Abstract

This paper will review the issue of heterogeneity of agents and incomplete markets in macroeconomics. Central idea of this paper is the notion that representative agent models were wrong turn for modern macroeconomics especially for general equilibrium model (some individuals are some are not liquidity constrained) and that central problems of macroeconomics cannot arise in representative agent models (debt, bankruptcy, asymmetric information) as has also being criticized by [Stiglitz \(2017\)](#). And finally main motivation for this paper were [Achdou et al.\(2022\)](#) who developed algorithm for “solving equilibria in Aiyagari–Bewley–Huggett economy” and [Krusell-Smith \(1998\)](#) comparison of economy behavior when incomplete markets (heterogeneous agents) and complete markets (representative agent) economy.

Key words: *Heterogenous agents, incomplete markets, Huggett economy, Krusell-Smith economy, Aiyagari model*

JEL Classification: D14, D31, E21

INTRODUCTION

Heterogeneity of agents is relevant, and it could provide answers for the welfare questions that are crucial in macroeconomics. In a way it is a critique on representative agents' models. Lucas (1987) showed that for standard preferences, aggregate fluctuations have a very small impact on the welfare of a representative consumer. There are many heterogenous agents (HA) models, however in this paper we will stick to Huggett model ([Huggett \(1993\)](#)), and Krusell-Smith model ([Krusell,Smith \(1998\)](#)).Huggett model was based on the enormous literature that up until then was done on “...heterogenous-agent-incomplete-insurance models of asset pricing...”, some of the references here include : [Bewley \(1980\)](#), [Lucas \(1980\)](#), [Taub \(1988\)](#). Models with heterogeneous agents have become a workhorse in macroeconomics since the seminal work of [Bewley \(1986\)](#), [Hopenhayn \(1992\)](#), [Huggett \(1993\)](#) and [Aiyagari \(1994\)](#). More complete review of this literature could be read in [Heathcote et al.\(2009\)](#).And why heterogeneity of agents is of interest in macroeconomics? This same question is asked and answered partially by [Boppart et al. \(2018\)](#).Marginal decisions made by households, regarding: consumption, hours worked, and investments in various types of assets “vary quite substantially” in population. As an example, study of previous [Boppart et al. \(2018\)](#) mentions: [Johnson, Parker, Souleles \(2004\)](#), who provide evidence on departure from permanent income hypothesis when agents are heterogenous, and [Misra and Surico \(2014\)](#) “for estimating the heterogeneity in responses across households”. Real world problems such as inequality see [Piketty \(2014\)](#), and theoretical problems such as optimal taxation with heterogenous agents see [Chien,Wen \(2020\)](#),[Ragot,Grand\(2017\)](#), [Bassetto et al.\(1999\)](#),[Brito et al.\(1995\)](#),[Stiglitz\(1982\)](#),[Arnott,Stiglitz\(1988\)](#),[Akerlof\(1978\)](#),[Diamond,Mirrlees\(1978\)](#),[Weiss \(1976\)](#). [Storesletten et al. \(2001\)](#) showed that liquidity-constrained households are hit particularly hard by aggregate productivity shocks. [Arrow \(1951\)](#) and [Arrow,Debreu](#)

(1954), proved that competitive equilibrium in Arrow-Debreu economy is Pareto optimal and discovered class of convex Arrow-Debreu economies for which competitive equilibria always exist. In the case of incomplete (see Geanakoplos (1990)) markets this equilibrium may (will) not be efficient see Geanakoplos (1986) or the will be suboptimal constrained. This paper will review previously mentioned issues will be doing so by using derivations and some examples from modern macroeconomic literature such as Achdou et al.(2022), which is the main paper that motivated as to review this area of macroeconomics.

MATERIAL AND METHODS

Hamilton-Jacobi Equation (HJB), Fokker-Planck equation (F-P) and Huggett economy

A crucial question here is how to model income. First, income can be modeled as a Poisson process, that allows income to take two values. Second, income can be modeled as a diffusion process, allowing that the income to take many values. In particular, the case in which the income process follows a two-stage Poisson process: $y_t \in \{y_1, y_2\}$ with $y_1 < y_2$. Here the income jumps from state 1 to state 2 with intensity λ_1 and vice versa with intensity λ_2 . Now, how does consumers in this model chooses optimal consumption? They maximize the lifetime present value utility function subject to the dynamic of individual wealth, the borrowing constraint, and the income process. When the agent solves his optimization problem, he takes as given the evolution of the equilibrium of the interest rate. The underlying assumption is that the agent is a price-taker. The next step is to set up and solve the equilibrium of this economy. The equilibrium is represented by a system of partial differential equations (PDEs). To solve this PDEs system, we need first to solve the Hamilton-Jacobi-Bellman equation (HJB) given an interest rate, and then to solve the Fokker-Planck equation (KFPE), and hence the equilibrium in the bond market. Now, we can update the value of the interest rate and start the loop again until we find the equilibrium interest rate. From these equations, we can find the consumption and savings policy functions and the stationary distribution of wealth. HJB equation was a result of the theory of dynamic programming pioneered by Richard Bellman (namely Bellman(1954), Bellman(1957), Bellman, Dreyfus.(1959)). HJB equation is modeled as in Achdou et al.(2022). The deterministic optimal control problem is given as:

equation 1

$$V(x_0) = \max_{u(t)} \int_0^{\infty} e^{-\rho t} h(x(t), u(t)) dt \quad \text{s.t. } \dot{x}(t) = g(x(t)), u(t), u(t) \in U; t \geq 0, x(0) = x_0$$

In previous expression: $\rho \geq 0$ is the discount rate, $x \in X \subseteq \mathbb{R}^m$ is a state vector; $u \in U \subseteq \mathbb{R}^n$ is a control vector, and $h: X \times U \rightarrow \mathbb{R}$. The value function of the generic optimal control problem satisfies the Hamilton-Jacobi-Bellman equation, i.e.:

equation 2

$$\rho V(x) = \max_{u \in U} h(x, u) + V'(x) \cdot g(x, u)$$

In the case with more than one state variable $m > 1$, $V'(x) \in \mathbb{R}^m$ is the gradient of the value function. Now for the derivation of the discrete-time Bellman eq. we have: time periods of length Δ , discount factor $\beta(\Delta) = e^{-\rho\Delta}$, here we can note that $\lim_{\Delta \rightarrow \infty} \beta(\Delta) = 0$ and $\lim_{\Delta \rightarrow 0} \beta(\Delta) = 1$. Now that discrete Bellman equation is given as:

equation 3

$$V(k_t) = \max_{c_t} \Delta U(c_t) + e^{-\rho\Delta} V(k_{t+\Delta}) \quad \text{s.t. } k_{t+\Delta} = \Delta[F(k_t) - \delta k_t - c_t] + k_t$$

For a small $\Delta = 0$ we can make: $e^{-\rho\Delta} = 1 - \rho\Delta$, so that $V(k_t) = \max_{c_t} \Delta U(c_t) + (1 - \rho\Delta)V(k_{t+\Delta})$, if we subtract $(1 - \rho\Delta)V(k_t)$ from both sides and divide by Δ and manipulate the last term we get: $\rho V(k_t) = \max_{c_t} \Delta U(c_t) + (1 - \rho\Delta)[V(k_{t+\Delta}) - V(k_t)]$ we get:

equation 4

$$\rho V(k_t) = \max_{c_t} \Delta U(c_t) + (1 - \rho\Delta) \frac{[V(k_{t+\Delta}) - V(k_t)]}{k_{t+\Delta} + k_t} \frac{k_{t+\Delta} - k_t}{\Delta}$$

If $\Delta \rightarrow 0$ then $\rho V(k_t) = \max_{c_t} \Delta U(c_t) + V'(k_t) \dot{k}_t$. Hamilton-Jacobi-Bellman equation in stochastic settings is given as:

equation 5

$$V(x_0) = \max_{u(t)_{t=0}^{\infty}} \mathbb{E}_0 \int_0^{\infty} e^{-\rho t} h(x(t), u(t)) dt \text{ s.t. } dx(t) = g(x(t), u(t)) dt + \sigma(x(t)) dW(t), u(t) \in U; t \geq 0, x(0) = x_0$$

In previous expression $x \in \mathbb{R}^m; u \in \mathbb{R}^n$. HJB equation without derivation is :

equation 6

$$\rho V(x) = \max_{u \in U} h(x, u) + V'(x)g(x, u) + \frac{1}{2}V''(x)\sigma^2(x)$$

In the multivariate case: for fixed x we define $m \times m$ covariance matrix, $\sigma^2(x) = \sigma(x)\sigma(x)'$ which is a function of $\sigma^2: \mathbb{R}^m \rightarrow \mathbb{R}^m \times \mathbb{R}^m$. HJB equation now is given as:

equation 7

$$\rho V(x) = \max_{u \in U} h(x, u) + \sum_{i=1}^m \frac{\partial V(x)}{\partial x_i} g_i(x, u) + \frac{1}{2} \sum_{i=1}^m \sum_{j=1}^m \frac{\partial^2 V(x)}{\partial x_i \partial x_j} \sigma_{ij}^2(x)$$

In vector notation previous is given as:

equation 8

$$\rho V(x) = \max_{u \in U} h(x, u) + \nabla_x V(x) \cdot g(x, u) + \frac{1}{2} \text{tr}(\Delta_x V(x)\sigma^2(x))$$

Where $\nabla_x V(x)$: gradient of V (dimension $m \times 1$) ; $\Delta_x V(x)$: Hessian matrix of V (dimension $m \times m$). By Ito's lemma¹:

equation 9

$$df(x) = \left(\sum_{i=1}^n \mu_i(x) \frac{\partial f(x)}{\partial x_i} + \frac{1}{2} \sum_{i=1}^m \sum_{j=1}^m \sigma_{ij}^2(x) \frac{\partial^2 f(x)}{\partial x_i \partial x_j} \right) dt + \sum_{i=1}^m \sigma_i(x) \frac{\partial f(x)}{\partial x_i} dW_i$$

In vector notation:

equation 10

$$df(x) = \left(\nabla_x f(x) \cdot \mu(x) + \frac{1}{2} \text{tr}(\Delta_x f(x)\sigma^2(x)) \right) dt + \nabla_x f(x) \cdot \sigma(x) dW$$

Now for the Kolmogorov Forward (Fokker-Planck²) equation we have following: let x be a scalar diffusion

equation 11

$$dx = \mu(x)dt + \sigma(x)dW, x(0) = x_0$$

¹ Itô's lemma is an identity used in Itô calculus to find the differential of a time-dependent function of a stochastic process. It serves as the stochastic calculus counterpart of the chain rule, see [Kiyosi Itô \(1951\)](#).

² See [Fokker \(1914\)](#), [Planck \(1917\)](#), [Kolmogorov \(1931\)](#).

Let's suppose that we are interested in the evolution of the distribution of $x, f(x, t)$ and $\lim_{t \rightarrow \infty} f(x, t)$. So, given an initial distribution $f(x, 0) = f_0(x)$, $f(x, t)$ satisfies PDE :

equation 12

$$\frac{\partial f(x, t)}{\partial t} = -\frac{\partial}{\partial x} [\mu(x)f(x, t)] + \frac{1}{2} \frac{\partial^2}{\partial x^2} [\sigma^2(x)f(x, t)]$$

Previous PDE is called "Kolmogorov Forward Equation" or "Fokker-Planck Equation".

Corollary 1: if a stationary equilibrium exists $\lim_{t \rightarrow \infty} f(x, t) = f(x)$, it satisfies ODE

equation 13

$$0 - \frac{d}{dx} [\mu(x)f(x)] + \frac{1}{2} \frac{d^2}{dx^2} [\sigma^2(x)f(x)]$$

In the multivariate case Kolmogorov Forward Equation is given as:

equation 14

$$\frac{\partial f(x, t)}{\partial t} = -\sum_{i=1}^m \frac{\partial}{\partial x_i} [\mu(x)f(x, t)] + \frac{1}{2} \sum_{i=1}^m \sum_{j=1}^m \frac{\partial^2}{\partial x_i^2} [\sigma_{ij}^2(x)f(x, t)]$$

Finite difference method and HJB equation

As in [Achdou et al.\(2022\)](#), two functions v_1, v_2 at I discrete points in the space dimension a_i , $i = 1, \dots, I$. Equispaced grids are denoted by Δa_i as the distance by the grid points, and shot hand notation used is $v_{i,j} \equiv v_j(a_i)$ and so on. Backward difference approximation is given as:

equation 15

$$\begin{cases} v'_j(a_i) \approx \frac{v_{i+1,j} - v_{i,j}}{\Delta a} \equiv v'_{i,j,F} \\ v'_j(a_i) \approx \frac{v_{i+1,j} - v_{i-1,j}}{\Delta a} \equiv v'_{i,j,B} \end{cases}$$

Two basic equations to explain Huggett economy are :

equation 16

$$\begin{cases} \rho v_1(a) = \max_c u(c) + v'_1(a)(z_1 + ra - c) + \lambda_1(v_2(a) - v_1(a)) \\ \rho v_2(a) = \max_c u(c) + v'_2(a)(z_2 + ra - c) + \lambda_2(v_1(a) - v_2(a)) \end{cases}$$

Where $\rho \geq 0$ represents the discount factor for the future consumption c_t (Individuals have standard preferences over utility flows), a represents wealth in form of bonds that evolve according to :

equation 17

$$\dot{a} = y_t + r_t a_t - c_t$$

y_t is the income of individual, which is endowment of economy's final good, and r_t represents the interest rate. Equilibrium in this [Huggett \(1993\)](#) economy is given as:

equation 18

$$\int_{\underline{a}}^{\infty} a g_1(a, t) da + \int_{\underline{a}}^{\infty} a g_2(a, t) da = B$$

Where in previous expression $0 \leq B \leq \infty$ and when $B = 0$ that means that bonds are zero net supply. So the finite difference method approx. to

$$\begin{cases} \rho v_1(a) = \max_c u(c) + v'_1(a)(z_1 + ra - c) + \lambda_1(v_2(a) - v_1(a)) \\ \rho v_2(a) = \max_c u(c) + v'_2(a)(z_2 + ra - c) + \lambda_2(v_1(a) - v_2(a)) \end{cases} \text{ is given as:}$$

equation 19

$$\rho v_{i,j} = u(c_{i,j}) + v'_{i,j}(z_j + ra_i + c_{i,j}) + \lambda_j(v_{i,-j} - v_{i,j}), j = 1,2$$

$$c_{i,j} = (u')^{-1}(v'_{i,j})$$

Euler equation

Here following lemma applies see [Achdou et al.\(2022\)](#)

Lemma 1: The consumption and savings policy functions $c_j(a)$ and $s_j(a)$ for $j = 1,2..$ corresponding to HJB equation : $\rho v_j(a) = \max_c u(c) + v'_j(a)(y_j + ra - c) + \lambda_j(v_{-j}(a) - v_j(a))$ which is maximized at : $0 = -\frac{d}{da}[s_j(a)g_j(a)] - \lambda_j g_j(a) + \lambda_{-j}g_{-j}(a)$ is given as:

equation 20

$$(\rho - r)u'(c_j(a)) = u''(c_j(a))c'_j(a)s_j(a) + \lambda_j(u'(c_{-j}(a)) - u'(c_j(a)))$$

$$s_j(a) = y_j + ra - c_j(a)$$

Proof: differentiate $\rho v_j(a) = \max_c u(c) + v'_j(a)(y_j + ra - c) + \lambda_j(v_{-j}(a) - v_j(a))$ with respect to a and use that $v'_j(a) = u'(c_j(a))$ and hence $v''_j(a) = u''(c_j(a))c'_j(a)$ ■

The differential equation $(\rho - r)u'(c_j(a)) = u''(c_j(a))c'_j(a)s_j(a) + \lambda_j(u'(c_{-j}(a)) - u'(c_j(a)))$
 $s_j(a) = y_j + ra - c_j(a)$

is and Euler equation , the right hand side $(\rho - r)u'(c_j(a))$ is expected change of marginal utility of consumption $\frac{\mathbb{E}_t[du'(c_j(a_t))]}{dt}$. This uses Ito's formula to Poisson process:

equation 21

$$\mathbb{E}_t[du'(c_j(a_t))] = [u''(c_j(a_t))c'_j(a_t)s_j(a_t) + \lambda_j(u'(c_{-j}(a_t)) - u'(c_j(a_t)))] dt$$

So, this equation $(\rho - r)u'(c_j(a)) = u''(c_j(a))c'_j(a)s_j(a) + \lambda_j(u'(c_{-j}(a)) - u'(c_j(a)))$ can be
 $s_j(a) = y_j + ra - c_j(a)$

written in more standard form:

equation 22

$$\frac{\mathbb{E}_t[du'(c_j(a_t))]}{dt} = (\rho - r)dt$$

CARA utility with borrowing constraint

Assumption 1: The CARA coefficient $\mathcal{R}(c) := -\frac{u''(c)}{u'(c)}$ when wealth $a \rightarrow \underline{a}$ approaches lower borrowing limit is given as see [Achdou et al.\(2022\)](#):

equation 23

$$\underline{\mathcal{R}} := \lim_{a \rightarrow \underline{a}} \frac{u''(y_1 + ra)}{u'(y_1 + ra)} < \infty$$

This is also known as the Arrow-Pratt measure of absolute risk aversion (ARA), after the economists [Arrow \(1965\)](#), and [Pratt \(1964\)](#).

Marginal propensity to consume (MPC) and Marginal propensity to save (MPS)

Definition 1: Marginal propensity to consume (MPC) is defined as:

equation 24

$$MPC_{j,\tau}(a) = c'_{j,\tau}(a) = \mathbb{E} \left[\int_0^\tau c_j(a_t) dt \mid a_0 = a, y_0 = y_j \right]$$

Similarly, MPS is given as $MPS_{j,\tau}(a) = s'_{j,\tau}(a) = \mathbb{E}[a_\tau \mid a_0 = a, y_0 = y_j]$

Assumption 2: if we define Euler equation and budget constraint as:

equation 25

$$\frac{\dot{c}}{c} = \frac{1}{\gamma}(r - \rho); \dot{a} = ra - c$$

We must remember that $u(c) = \frac{c^{1-\gamma}}{1-\gamma}; \gamma > 0$; so now savings and consumption are:

equation 26

$$\begin{aligned} \dot{a}(t) &= -\eta a(t); \\ \eta &= \frac{\rho - r}{\gamma} \\ c(t) &= (r + \eta)a(t) \end{aligned}$$

So the wealth is given as:

equation 27

$$a(\tau) = a_0 e^{-\eta\tau}, \tau \geq 0$$

CARA utility with upper borrowing constraint

Assumption 3. Here we are assuming that: $\rho < r; y_1 < y_2$ and that CRRA is given as:

equation 28

$$\mathcal{R}(c) = -\frac{cu''(c)}{u'(c)}$$

$\exists \bar{a} < \infty$ such that $s_j(a) < 0; \forall a \geq \bar{a}; j = 1, 2$ and $s_2(a) \sim \psi_2(\bar{a} - a)$ as $a \rightarrow \bar{a}$ for some constant ψ . Asymptotic movement of wealth of some individual is given as :

equation 29

$$\dot{a}(\tau) = a(\tau) - \bar{a} \sim e^{-\psi_2\tau}(a_0 - \bar{a})$$

In case $u(c) = \frac{c^{1-\gamma}}{1-\gamma}$ individual policy functions are linear in a . In the asymptotic case where $a \rightarrow \infty$ satisfy: $s_j(a) \sim \frac{r-\rho}{\gamma} a$, so $c_j(a) \sim \frac{\rho-(1-\gamma)r}{\gamma} a$.

First part of this proposition where $-\frac{cu''(c)}{u'(c)}$ is bounded above $\forall c$ rules out exponential utility function, $u(c) = -\frac{1}{\theta} e^{-\theta c}; \theta > 0$. This is like [Aiyagari \(1994\)](#). While the second part $s_j(a) \sim \frac{r-\rho}{\gamma} a, c_j(a) \sim \frac{\rho-(1-\gamma)r}{\gamma} a$ is same as in [Benhabib, Bisin, Zhu \(2015\)](#), see [Achdou et al.\(2022\)](#). Now, since $\underline{a} = -\frac{y}{r}$, consumption and saving policy functions are given as:

equation 30

$$\begin{aligned} s(a) &= \frac{r - \rho}{\gamma} \left(a + \frac{y}{r} \right); \\ c(a) &= \frac{\rho - (1 - \gamma)r}{\gamma} \left(a + \frac{y}{r} \right) \end{aligned}$$

[Krusssel, Smith \(1998\)](#) explain that linearity of consumption and saving policy functions with CRRA utility functions, explains their finding that the business cycle properties of baseline heterogeneous agent model are virtually indistinguishable from its representative agent counterpart. Now MPC and MPS will be given as: $MPS_{\tau}(a) = e^{-\eta\tau} \approx 1 - \eta\tau$ and $MPC_{\tau}(a) = 1 - e^{-\eta\tau} + \tau r \approx \tau(\eta + r)$, $\eta := \frac{\rho-r}{\gamma}$.

Lemma 2. The conditional expectation of consumption $c_{j,\tau}(a)$ defined previously as $c'_{j,\tau}(a) = \mathbb{E}[\int_0^{\tau} c_j(a_t)dt | a_0 = a, y_0 = y_j]$ can be computed as $c_{j,\tau}(a) = \mathcal{P}_j(a, 0)$. In previous expression \mathcal{P}_j satisfies system of two PDE's.

equation 31

$$0 = c_j(a) + \partial_a \mathcal{P}_j(a, \tau) s_j(a) + \lambda_j (\mathcal{P}_{-j}(a, \tau) - \mathcal{P}_j(a, \tau)) + \partial_{\tau} \mathcal{P}_j(a, \tau), j = 1, 2.. \mathcal{P}_j(a, \tau) = \forall a$$

Proof per [Achdou et al.\(2022\)](#) follows directly from application of Feynman-Kac formula for computing conditional expectations as solutions to PDE's. So, since $c'_{j,\tau}(a) = \mathbb{E}[\int_0^{\tau} c_j(a_t)dt | a_0 = a, y_0 = y_j]$ and if A is infinitesimal generator (Feller process or Levy process, or Ornstein–Uhlenbeck process):

- Feller process-**Let E be a LCCB (locally compact with countable base) and $E \subset \mathbb{R}^n, \exists n \in \mathbb{N}$ and $C_0(E) = C_0(E, \mathbb{R})$ be the space of continuous function that vanishes in inf. A Feller semigroup $C_0(E)$ is a family of positive linear operators $T_{\tau}, \tau \geq 0$ on $C_0(E)$
 - ✓ $T_0 = Id; \|T_{\tau}\|; \forall \tau \in T$ i.e. $\{T_{\tau}\}_{\tau \in T}$ is a family of contracting maps
 - ✓ $T_{\tau+s} = T_{\tau} \circ T_s$ (the semigroup property)
 - ✓ $\lim_{t \downarrow 0} \|T_{\tau} f - f\| \forall f \in C_0(E)$

See [Revuz et al.\(2005\)](#).

- Levy process-** L let be is an infinite divisible random variable $\forall t \in [0, \infty]$
 - ✓ L can be written as the sum of a diffusion, a continuous Martingale and a pure jump process; i.e:

equation 32

$$L_t = at + \sigma B_t + \int_{|x| < 1} x d\tilde{N}_{\tau} + \int_{|x| \geq 1} x dN_{\tau}(\cdot, dx), \forall t \geq 0$$

In previous expression $a \in \mathfrak{R}$, B_t is the standard Brownian motion, N is defined to be the Poisson random measure of the Lévy process

- ✓ Lévy -Khinchine formula: from the previous property it can be shown that for $\forall \tau \geq 0$ one has that :

equation 33

$$E|e^{iuL_t}| = e^{\wedge(-\tau\psi(u))}$$

$$\psi(u) = -iau + \frac{\sigma^2}{2}u^2 + \int_{|x| \geq 1} (1 - e^{iux})dv(x) + \int_{|x| < 1} (1 + e^{iux} + iux)dv(x)$$

$a \in \mathfrak{R}; \sigma \in [0, \infty); v > 0$ borel measure and σ is Lévy measure. More so $v(\cdot) = E[N_1(\cdot, A)]$

See [Applebaum \(2004\)](#).

- Ornstein–Uhlenbeck process-** The Ornstein-Uhlenbeck process is a stochastic process that satisfies the following stochastic differential equation:

equation 34

$$dx_{\tau} = k(\theta - x_{\tau})d\tau + \sigma dW_{\tau}$$

$k > 0$ is the mean rate of reversion; θ is the long term mean of the process, $\sigma > 0$ is the volatility or average magnitude, per square-root time, of the random fluctuations that are modelled as Brownian motions.

- ✓ Mean reverting property-where $dx_{\tau} = k(\theta - x)$:

equation 35

$$\frac{\theta - x_\tau}{\theta - x_0} = e^{-k(\tau-\tau_0)}, x_\tau = \theta + (x_0 - \theta)e^{-k(\tau-\tau_0)}$$

✓ Solution for $\forall \tau > s \geq 0$ is given as:

equation 36

$$x_\tau = \theta + (x_s - \theta)e^{-k(\tau-s)} + \sigma \int_s^\tau e^{-k(\tau-u)} dW_u$$

See [Jacobsen.M\(1996\)](#) .So now partial differential equation $\frac{\partial c_{j,\tau}}{\partial \tau} = Ac_{j,\tau}(a) - c_{j,\tau}(a)$ is the solution to $c'_{j,\tau}(a) = \mathbb{E}[\int_0^\tau c_j(a_t)dt | a_0 = a, y_0 = y_j]$ ■.

Short note on Feynman -Kac formula

Feynman-Kac formula- Suppose $\exists \mathcal{P}(t, x)$ that satisfies $:\frac{\partial \mathcal{P}}{\partial t} + f(t, x) \frac{\partial \mathcal{P}}{\partial x} + \frac{1}{2} \rho^2(t, x) \frac{\partial^2 \mathcal{P}}{\partial x^2} - R(x)\mathcal{P} + h(t, x) = 0$ s.t $\mathcal{P}(t, x) = \psi(x)$. Then $\exists \tilde{W}(t)$ and a measure Q where solution is given as $\mathcal{P}(t, x) = E_Q[\int_t^T \mathcal{V}(t, u)h(u, x(u))du + \mathcal{V}(t, T)\psi(x(t)) | \mathcal{F}_t]; t < T$ $dx(t) = f(t, x(t))dt + \rho(t, x(t))d\tilde{W}(t); \mathcal{V}(t, u) = \exp(-\int_t^u R(x(s))ds)$ given that $\int_t^T E_Q \left[\left(\rho(s, x(s)) \frac{\partial \mathcal{P}}{\partial x}(s, x(s)) \right)^2 \middle| \mathcal{F}_t \right]$. In previous expression \mathcal{F}_t is a σ algebra³

Note on “MIT”shocks

Following [Boppart et al. \(2018\)](#),” simple linearization method for analyzing frameworks with consumer heterogeneity and aggregate shocks” was applied to standard RBC model with neutral technology shocks as in [Kydland,Prescott \(1982\)](#),and investment specific as in investment-specific, as in [Greenwood et al. \(2000\)](#). In definition given by [Boppart et al. \(2018\)](#) “MIT shock” is defined as:

“An “MIT shock” is an unexpected shock that hits an economy at its steady state, leading to a transition path back towards the economy’s steady state.....”.

[Mukoyama \(2021\)](#) also follows [Boppart et al. \(2018\)](#) definition:”.... the probability of the shock is considered zero, and no prior (contingent) arrangement is possible for the occurrence of the MIT shock”.....The dynamic analysis that was using exogenous shocks or policy changes has been used in the literature with the earlier examples including: [Abel,Blanchard \(1983\)](#), [Auerbach, Kotlikoff \(1983\)](#), and [Judd \(1985\)](#).And more recent examples being: [Boppart et al. \(2018\)](#), [Kaplan et al. \(2018\)](#), [Boar ,Midrigan \(2020\)](#), [Guerrieri et al. \(2020\)](#).

Transitory dynamics and MIT shocks (an implicit-uncertainty economy): short note

In the Aiyagari version of the model⁴:

equation 37

$$\begin{aligned} r(t) &= F_k(K(t), 1) - \delta \\ w(t) &= F_l(K(t), 1) \\ K(t) &= \int a g_1(a, t) da + \int a g_2(a, t) da \end{aligned}$$

HJB equation is given as:

³ Let $\mathcal{P}(x)$ is a $\mathcal{P}(s)$, then a subset $\Sigma \subseteq \mathcal{P}(x)$ is σ -algebra if it satisfies: $x \in \Sigma$, and is considered to be \cup , and if $x \in \Sigma \Rightarrow \bar{x} \in \Sigma$; and if $x_1, x_2, \dots \in \Sigma$ then $x = x_1 \cup x_2 \dots$ see [Rudin \(1987\)](#).

⁴ See lecture notes by Benjamin Moll: <https://benjaminmoll.com/lectures/>

equation 38

$\rho v_j(a, t) = \max_c u(c) + \partial_a v_j(a, t)(w(t)z_j + r(t)a - c) + \lambda_j (v_{-j}(a, t) - v_j(a, t)) + \partial_t v_j(a, t)$
 Kolmogorov Forward equation is:

equation 39

$$\partial_t q_j(a, t) = -\partial_a [s_j(a, t)g_j(a, t)] - \lambda_j g_j(a, t) + \lambda_{-j}(a, t) + \lambda_{-j} g_{-j}(a, t)$$

$$s_j(a, t) = w(t)z_j + r(t)a - c_j(a, t), c_j(a, t) = (u')^{-1}(\partial_a v_j(a, t))$$

In previous expression a represents the borrowing limit, $g_{j,0}(a)$ represents the initial condition. Now, recall discretized equations for stationary equilibrium:

equation 40

$$\rho(v) = u(v) + A(v)v$$

$$0 = A(v)^T g$$

Transition dynamics is given as:

- First denote $v_{i,j}^n = v_j(a_i t^n)$ and stack into v^n
- Denote $g_{i,j}^n = g_j(a_i, t^n)$ and stack into g^n

Then following applies:

equation 41

$$\rho v^n = u(v^{n+1}) + A(v^{n+1})v^n + \frac{1}{\Delta t}(v^{n+1} - v^n)$$

$$\frac{g^{n+1} - g^n}{\Delta t} = A(v)^T g^{n+1}$$

Terminal condition for v is given as: $v^N = v_\infty$ which represents steady state, while initial condition is given as: $g: g^1 = g_0$.

Incomplete markets: Arrow securities and Bond markets (per [Mukoyama \(2021\)](#))

In this economy there are two types of consumers type I and type II. Arrow security⁵ does not exist for the irregular state although the consumers recognize the possibility of the irregular state in the future. A Type-I consumer's problem is given as:

equation 42

$$\max_{c_1, c_2, \tilde{c}_2, a} u(c_1) + (1 - \pi)u(c_2) + \pi u(\tilde{c}_2)$$

s.t. $c_1 + pa = 0; c_2 = 2 + a; \tilde{c}_2 = 2 - \tau;$

where a denotes holding Arrow securities, regular state occurs with probability $1 - \pi$, irregular state occurs with probability π where $\pi \in (0,1)$. Type I receives $1 - \tau$, Type II consumer receives $(1 + \tau)$ where $\tau \in (0,1)$ in irregular state transfer occurs from Type I to type II consumer. Utility $u(\cdot)$ is strictly increasing, strictly concave, and continuously differentiable. [Robbin, Joel W. \(2010\)](#), here states that f is said to be continuous on \mathbb{R}^l if:

equation 43

$$\forall x_0 \in \mathbb{R}^l \forall \epsilon > 0 \exists \delta > 0 \forall x \in \mathbb{R}^l [|x - x_0| < \delta \Rightarrow f(x) - f(x_0) < \epsilon]$$

In previous condition ϵ is trimmed price space⁶, x_0 is vector parameter, hence why the PDF is of a form $f_{x_0}(x) = (x - x_0)$. Next, for type II consumer we have:

⁵ An Arrow security is an instrument with a fixed payout of one unit in a specified state and no payout in other states, see [Arrow \(1953\)](#)

⁶ Trimmed space as a location parameter class of probability functions that is parametrized by scalar or vector valued parameter x_0 which determines distributions or shift of the distribution.

$$\max_{c'_1, c'_2, \tilde{c}'_2, a'} u(c'_1) + (1 - \pi)u(c'_2) + \pi u(\tilde{c}'_2)$$

This is the maximization problem for consumer Type II $c'_1 + pa' = 2$; $c'_2 = a$; $\tilde{c}'_2 = \tau$. The competitive equilibrium here is $:(c_1, c'_1, c_2, c'_2, \tilde{c}_2, \tilde{c}'_2) = (1, 1, 1, 1, 2 - \tau, \tau)$. Thus the limit is given as:

equation 44

$$\lim_{\pi \rightarrow 0} (c_1, c'_1, c_2, c'_2, \tilde{c}_2, \tilde{c}'_2) = (1, 1, 2 - \tau, \tau)$$

Where p is the price of Arrow security. In the Bond markets this version of the model is given as with quadratic utility function:

equation 45

$$u(c) = \alpha c - \frac{\gamma}{2} c^2$$

Where $\alpha > 0$; $\gamma > 0$, the value of $\alpha \gg 0$ so that utility is increasing in c for relevant range. Type I consumer problem in this economy is given as:

$$\max_{c_1, c_2, \tilde{c}_2, b} u(c_1) + (1 - \pi)u(c_2) + \pi u(\tilde{c}_2)$$

s.t. $c_1 + qb = 1$; $c_2 = 1 + b$; $\tilde{c}_2 = 1 - \tau + b$; where q represents the bond price and b is the bond holding. Now, a type I consumer problem and bond demand after FOC is given as:

equation 46

$$b = \frac{q(\gamma - \alpha) + \alpha - \gamma(1 - \pi\tau)}{\gamma(q^2 + 1)}$$

Type II consumer problem is given as :

$$\max_{c_1, c_2, \tilde{c}_2, b} u(c'_1) + (1 - \pi)u(c'_2) + \pi u(\tilde{c}'_2)$$

s.t. $c'_1 + qb' = 1$; $c'_2 = 1 + b'$; $\tilde{c}'_2 = 1 - \tau + b'$. The bond demand for Type II consumer is given as:

equation 47

$$b = \frac{q(\gamma - \alpha) + \alpha - \gamma(1 + \pi\tau)}{\gamma(q^2 + 1)}$$

The bond price q demand is zero here is set so that $b + b' = 0$. Now, $q = 1, (b, b') = (\frac{\pi}{2}\tau, -\frac{\pi}{2}\tau)$. The resulting consumption functions are :

equation 48

$$(c_1, c'_1, c_2, c'_2, \tilde{c}_2, \tilde{c}'_2) = \left(1 - \frac{\pi}{2}\tau, 1 + \frac{\pi}{2}\tau, 1 + \frac{\pi}{2}\tau, 1 - \frac{\pi}{2}\tau, 1 + \left(\frac{\pi}{2} - 1\right)\tau, 1 + \left(1 - \frac{\pi}{2}\right)\tau\right)$$

In the limit $\pi \rightarrow 0$, the consumption profile when irregular state takes place in period 2 approach:

equation 49

$$\lim_{\pi \rightarrow 0} (c_1, c'_1, \tilde{c}_2, \tilde{c}'_2) = (1, 1, 1 - \tau, 1 + \tau)$$

Now in an Arrow security economy if there is MIT shock, because the irregular state is not spanned by the Arrow security, the ex-post allocation will be given as: $\tilde{c}'_2 = 2 - \tau$; $\tilde{c}_2 = \tau$ where tilde ($\tilde{}$) denotes irregular state. The entire ex-post allocation with MIT shock is: $(c_1, c'_1, \tilde{c}_2, c'_2) = (1, 1, 2 - \tau, \tau)$. The unique competitive equilibrium before the shock was: $p = 1, a = 1, a' = 1, c_1 = c'_1 = c_2 = c'_2 = 1$. In the bond economy post MIT shock allocation would be: $\tilde{c}_2 = 1 - \tau$; $\tilde{c}'_2 = 1 + \tau$. The unique competitive equilibrium before the shock was: $q = 1, b = -1, b' = 1$; $c_1 = c'_1 = c_2 = c'_2 = 1$.

Krusell-Smith and Ayagari type incomplete markets

In this economy $i \in (0,1)$, $l(s_t) = s_t$ it is i.i.d employment with support $S = \{s_{\min}, s_{\max}\}$, where $s_{\min} > 0$. Now let $\pi'(s'|s) = \Pr(s_{t+1} = s'|s_t = s)$, and $\sum_{s'} \pi(s'|s) = 1, \forall s$ and $\pi(s') = \sum_s \pi(s'|s)\pi(s)$, we normalize $\mathbb{E}(s) = 1$. Preferences are given as:

equation 50

$$\mathbb{E}_0 U = \mathbb{E}_0 \sum_{t=0}^{\infty} \beta^t U(c_t)$$

Budget and borrowing constraint are given as:

equation 51

$$c_t + a_{t+1} = w_t s_t + (1 + r_t) a_t - \tau_t$$

Where $a_t = k_t - b_t, c_t \geq 0, k_t \geq 0, b_t \leq \bar{b}_t, a_{t+1} \leq -\bar{b}_t$. The asset grid is $a_{t+1} \in A = \{a^1, a^2, \dots, a^N\}$. Now in previous $a^1 = -\bar{b}$

equation 52

$$\bar{b} = \inf_{\{s_{t+j}\}_{j=1}^{\infty}} \sum_{j=1}^{\infty} \left(\frac{q_{t+j}}{q_t} \right) [w_{t+j} s_{(t+j)} - \tau_{t+j}] = \sum_{j=0}^{\infty} \left(\frac{q_{t+j}}{q_t} \right) [w_{t+j} s_{\min} - r_{t+j} D]$$

$$q_r \equiv \frac{q_{t-1}}{1 + r_t}$$

In equilibrium lets $\Phi_t(a, s) = \Pr(a_t = a, s_t = s)$ which will denote the joint probability of a, s in time period t . The distribution of wealth in period t is given by:

equation 53

$$\psi_t(a) = \sum_{x \in S} \Phi_t(a, s) = \Pr(a_t = a)$$

Market clearing condition is given as: $K_t + D = \sum_{a \in A} a \psi_t(a)$. Where D is exogenous government debt, and K_t is aggregate *per capita* capital. Equilibrium prices are given as:

equation 54

$$r(t) = f'(K_t) - \delta \equiv r(K_t) = \kappa(r_t); w(t) = f(K_t) - f'(K_t)K_t \equiv w(K_t). w_t = \omega(r_t)$$

In recursive equilibrium suppose that, in equilibrium, the law of motion for the distribution of wealth is some functional Γ s.t.: $\Phi_{t+1} = \Gamma(\Phi_t)$, this means that the evolution of (Φ_t) is deterministic, also $K_t = K(\Phi_t); \bar{b}_t = b(\Phi_t)$. A recursive equilibrium is given by (V, A, Γ) :

equation 55

$$V(a, s, \Phi) = \max U(c) + \beta \sum_{(s' \in S)} V(a', s', \Phi') \pi(s'|s)$$

s.t. $a' = w(\Phi')s' + [1 + r(\Phi')][a - c] - r(\Phi')D; 0 \leq c \leq a, a' \in A(\Phi); \Phi' = \Gamma(\Phi); A(a, s, \Phi) = \text{argmax}\{.\}$. Where Γ is generated by A that is, Γ maps $\Phi \rightarrow \Phi'$ so that:

equation 56

$$\Phi'(a', s') = \sum_{s \in S} \Phi(a, s) 1_{[A(a, s, \Phi) = a']} \pi(s, s')$$

Now capital plus debt equal to :

equation 57

$$\begin{aligned}
 K_{t+1} + D &= \sum_{a' \in A} a' \psi_{t+1}(a') \\
 &= \sum_{a' \in A} \sum_{s' \in S} a' \Phi_{t+1}(a', s') \\
 &= \sum_{a' \in A} \sum_{s' \in S} \sum_{s \in S, a \in A} \Phi(a, s) 1_{[A(a,s,\Phi)=a']} \pi(s, s') \\
 &= \sum_{s \in S, a' \in A} \sum_{s' \in S} a' 1_{[A(a,s,\Phi_t)=a']} \Phi_t(a, s) \sum_{s' \in S} \pi(s'|s) = \sum_{s \in S, a \in A} A(a, s, \Phi_t) \Phi_t(a, s)
 \end{aligned}$$

Steady-state capital, interest rate and wage are given as:

equation 58

$$K = \int ad\Phi(a) - D; r = r(K); w = w(K)$$

Aiyagari steady state is given as:

equation 59

$$\begin{aligned}
 r_t &= r, w_t = w = \omega(r) \\
 \bar{b}_t &= \bar{b} = \min \left\{ b, \frac{w l_{\min}}{r} - D \right\} \equiv \bar{b}(w, r, D)
 \end{aligned}$$

We define that $x_t \equiv a_t + \bar{b}$; $z_t \equiv w l_t + (1+r)a_t + \bar{b} - \tau$ it follows that $z_t \equiv w l_t (1+r)x_t - \zeta$, where z_t are the total resources in the economy available at time t and x_{t+1} is investment in t and

equation 60

$$\zeta \equiv r\bar{b} + \tau = r[\bar{b} + D] = \zeta(w, r, D)$$

If $-\Delta\bar{b} = -\Delta D$ then ζ is independent of D . Individual consumption and resources of individual are given as:

equation 61

$$c_t = z_t - x_{t+1}; z_{t+1} = w s_{t+1} + (1+r)x_{t+1} - \zeta$$

Value function in terms of z is:

equation 62

$$V(z) = \max_{0 \leq x \leq z} U(z - x) + \beta \sum V(z') \pi(s')$$

s.t. $z' \equiv w s' - \zeta + (1+r)x$. About the optimal consumption individual wealth dynamics in this economy is given as:

equation 63

$$c_t = m \cdot \left[(1+r)a_t + w_t s_t + h - (t+1) \right] = m \cdot \left[z_T + (h_{t+1} - \bar{b}) \right]$$

Where h_{t+1} is the present value of labor income and m is the marginal propensity to consume out of effective wealth and $m \in (0,1)$ and $h_{t+1} \geq \bar{b}$, so that $c_T = \bar{c} + m \cdot z_t$ where $\bar{c} > 0$ and $m \in (0,1)$. Now in Krusell-Smith dynamics:] = approximate constrained equilibrium is given as:

equation 64

$$V(a, s, m) = \max U(c) + \beta \sum_{(s' \in S)} V(a', s', m') \pi(s'|s)$$

$$V(a, s, \Phi) = \max U(c) + \beta \sum_{(s' \in S)} V(a', s', \Phi') \pi(s'|s)$$

s.t. $a' = w(\Phi')s' + [1 + r(\Phi')][a - c] - r(\Phi')D; c \geq a, a' \in A(\Phi); m' = \hat{G}(m); A(a, s, m) = \text{argmax}\{.. \}$. Now, given that Φ_t ad the rule A , compute $\{m_t, \Phi_t\}_{t=0}^{\infty}$ by :
 equation 65

$$\Phi_{t+1}(a, s) = \sum_{s \in S} \Phi_t(a, s) 1_{[\hat{A}(a, s, m_t) = a']} \pi(s, s')$$

And $\varepsilon_t \equiv m_{t+1} - \hat{G}(m_t)$ are very small.

RESULTS AND DISCUSSION

Consumption savings problem and endogenous labor supply per [Achdou et al.\(2022\)](#).

This section uses MATLAB codes used for computation in [Achdou et al.\(2022\)](#) and published in Benjamin Moll web site :Benjamin Moll Heterogeneous Agent Models in Continuous Time London School of economics and political science, See: <https://benjaminmoll.com/codes/> . The aim here is to depict graphically what was written previously theoretically about [Huggett \(1993\)](#) model. This problem outlined here is consumption-savings problem and endogenous labor supply. Here individuals solve:

equation 66

$$\max_{\{c_t, l_t\}_{t \geq 0}} \mathbb{E}_0 \int_0^{\infty} u(c_t, l_t) dt \text{ s.t. } \dot{a}_t = wz_t l_t + ra_t - c_t; a_t \geq \underline{a}$$

Where, $z_t \in \{z_1, z_2\}$ follows a two step Poisson process with intensities λ_1, λ_2 . Now individuals endogenously choose labor supply l , here we assume that period utility function is given as:

equation 67

$$u(c, l) = \frac{c^{(1-\gamma)}}{1-\gamma} - \frac{l^{1+\frac{1}{\varphi}}}{1+\frac{1}{\varphi}}$$

HJB equation here is :

equation 68

$$\rho v_j(a) = \max_{c, l} u(c, l) + v'_i(a)(wz_j l + ra - c) + \lambda_j (v_{-j}(a) - v_j(a)), j = 1, 2$$

FOC's are:

equation 69

$$\begin{aligned} u_c(c_j(a), l_j(a)) &= v'_j(a) \\ -u_l(c_j(a), l_j(a)) &= v'_j(a)wz_j \end{aligned}$$

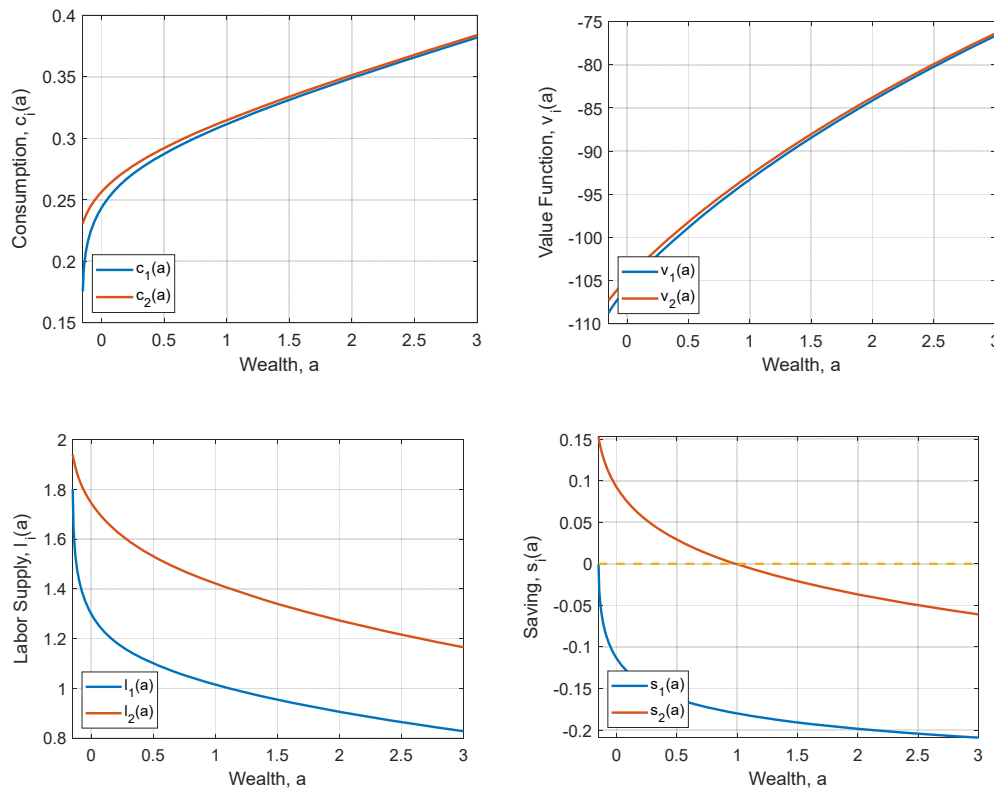
Intra-temporal FOC is given as:

equation 70

$$-\frac{u_l(c_j(a), l_j(a))}{u_c(c_j(a), l_j(a))} = wz_j$$

Parameters here are : $s = 2; \rho = 0.05; r = 0.03; z_1 = 0.1; z_2 = 0.2; z = [z_1, z_2]; la_1 = 1.5; la_2 = 1; la = [la_1, la_2]$; etc. Now resulting graph Figure 1 shows wealth-consumption; wealth-value function; wealth-labor supply, and wealth-saving.

Figure 1 Consumption savings problem and endogenous labor supply per Achdou et al. (2022).



Source: solved with Benjamin Moll codes <https://benjaminmoll.com/codes/>

Credit crunch in Huggett economy (per to Mellior, Gustavo)

This MATLAB code and its algorithm explanation are due to Gustavo Mellior (Kent Uni.2016) and those files can be found at Benjamin Moll web site: <https://benjaminmoll.com/codes/>. What is credit crunch? In [Bernanke et al.\(1991\)](#) credit crunch is defined as:“..We define a bank credit crunch as a significant leftward shift in the supply curve for bank loans, holding constant both the safe real interest rate and the quality of potential borrower..”A credit crunch (credit squeeze, credit tightening; credit crisis) is a sudden reduction in the general availability of loans or a sudden tightening of the conditions required to obtain a loan from banks. A credit crunch generally involves a reduction in the availability of credit independent of a rise in official interest rates. Economy is described in the text as before, and when credit crunch occurs a household with assets \underline{a}_{t_0} will find itself below the new borrowing limit, and it will reduce consumption by Δa and it moves closer to a_T . And in this example $\underline{a}_{t_0} + 3\Delta a = \underline{a}_T$

equation 71

$$\Delta a = s_1(\underline{a}_{t_0}) = z_1 + r(\underline{a}_T - 3\Delta a) - c_1(\underline{a}_{t_0}); \Delta a = s_1(\underline{a}_{t_0} + \Delta a) = z_1 + r(\underline{a}_T - 2\Delta a) - c_1(\underline{a}_{t_0} + \Delta a); \Delta a = s_1(\underline{a}_{t_0} + 2\Delta a) = z_1 + r(\underline{a}_T - \Delta a) - c_1(\underline{a}_{t_0} + 2\Delta a); 0 = s_1(\underline{a}_{t_0} + 3\Delta a) = z_1 + r(\underline{a}_T) - c_1(\underline{a}_{t_0} + 3\Delta a)$$

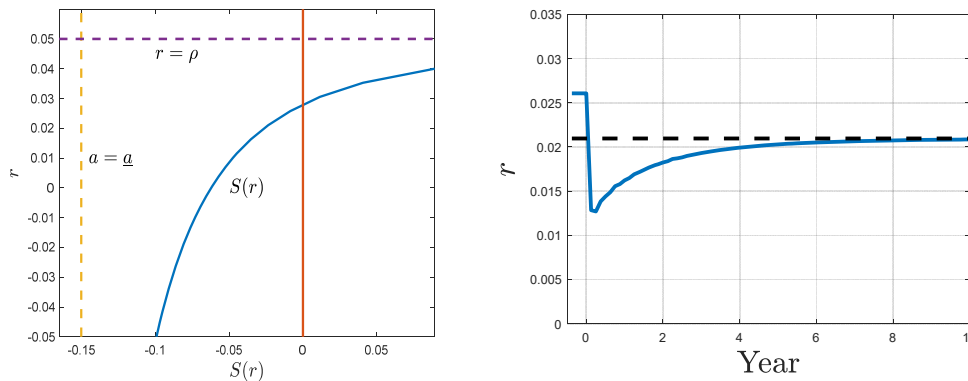
When credit crunch occurs previous will be modified to reduce borrowing limit by $3\Delta a$

equation 72

$$\bar{c}_{1,1} = z_1 + r\underline{a}_{t_0} - \Delta a; \bar{c}_{2,1} = z_1 + r(\underline{a}_{t_0} + \Delta a) - \Delta a; \bar{c}_{3,1} = z_1 + r(\underline{a}_{t_0} + 2\Delta a) - \Delta a; \bar{c}_{a_T,1} = z_1 + r\underline{a}_T; \bar{v}'_{i,j} = u'(\bar{c}'_{i,j}); v_{i,j} = v'_{i,j} \mathbb{1}_{S_F > 0} + v'_{i,j} \mathbb{1}_{(S_B < 0)} + \bar{v}'_{i,j} \mathbb{1}_{S_B > 0 > S_F}$$

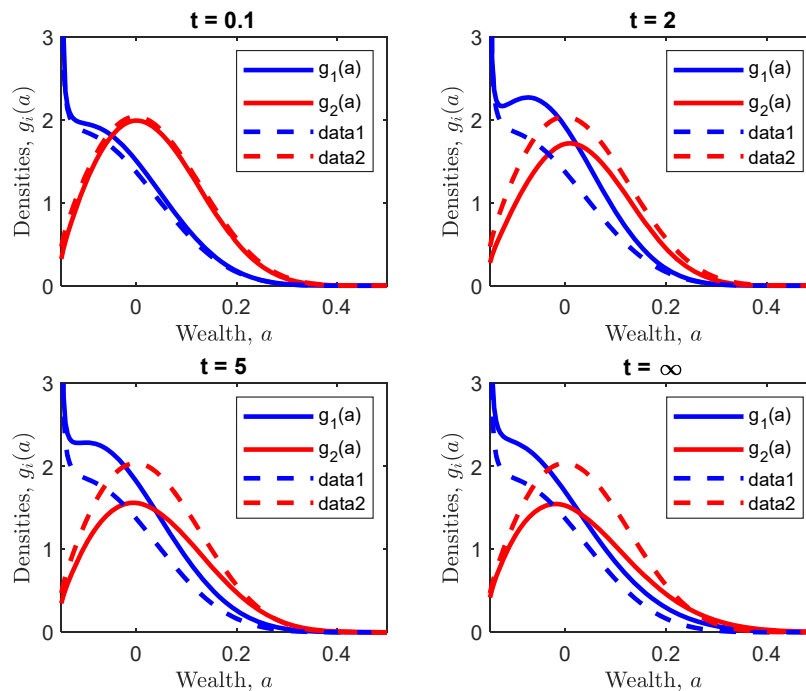
In this example parameters of the model are : $s = 2; \rho = 0.05; z_1 = 0.12; z_2 = 0.25; z = [z_1, z_2]; la_1 = 1.15; la_2 = 1, la = [la_1, la_2]; r_0 = 0.03; r_{min} = 0.001; r_{max} = 0.045; I = 800$; Equilibrium Found, Interest rate = 0.0261. In the next photo equilibrium interest rate and supply of borrowings (loans) priced by that rate are depicted:

Figure 2 equilibrium interest rate



Next densities $g_i(a)$ and wealth a are depicted.

Figure 3 wealth distribution and densities



Krusell-Smith program for “Solving the incomplete markets model with aggregate uncertainty using the Krusell-Smith algorithm” by Maliar et al.(2010)

This part is based on a program written by Lilia Maliar, Serguei Maliar and Fernando Valli (2008) which is available online : <https://lmaliar.ws.gc.cuny.edu/codes/> .Paper that uses this code is published as [Maliar et al. \(2010\)](#). Parameters set for the model are:

$\beta = 0.99$; - discount factor

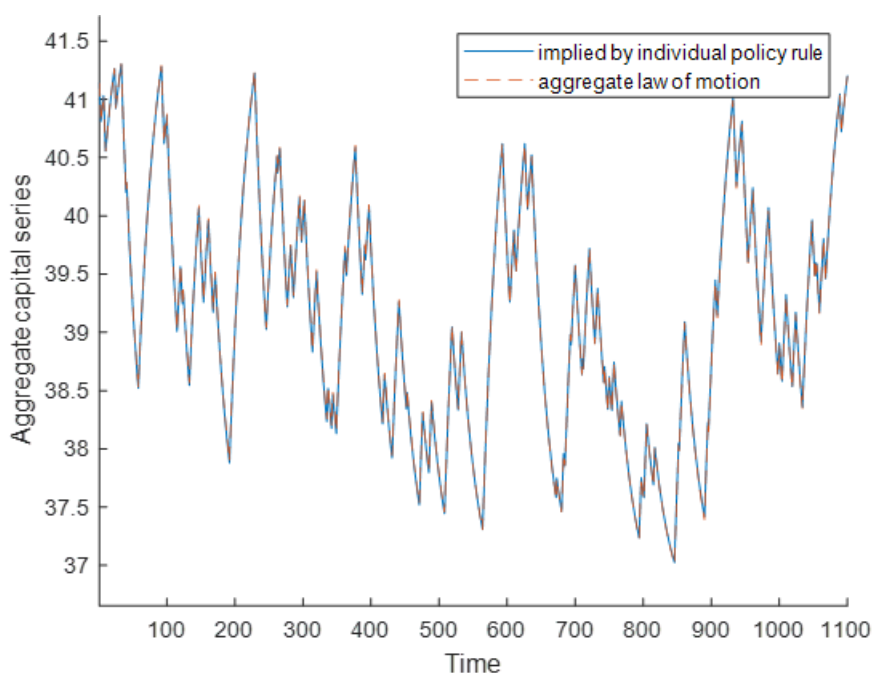
$\gamma = 1$; - utility-function parameter
 $\alpha = 0.36$; - share of capital in the production function
 $\delta = 0.025$; - depreciation rate
 $\delta_a = 0.01$; - $(1 - \delta_a)$ is the productivity level in a bad state, and $(1 + \delta_a)$ is the productivity level in a good state
 $\mu = 0.15$; - unemployment benefits as a share of wage
 $\bar{l} = 1/0.9$; - time endowment; normalizes labor supply to 1 in a bad state
 $T = 1100$; - simulation length
 $ndiscard = 100$; - number of periods to discard
 $nstates_{id} = 2$; - number of states for the idiosyncratic shock
 $nstates_{ag} = 2$; - number of states for the aggregate shock
 $\epsilon_u = 0$; - idiosyncratic shock if the agent is unemployed
 $\epsilon_e = 1$; - idiosyncratic shock if the agent is employed
 $ur_b = 0.1$; - unemployment rate in a bad aggregate state
 $er_b = (1 - ur_b)$; employment rate in a bad aggregate state
 $ur_g = 0.04$; - unemployment rate in a good aggregate state
 $er_g = (1 - ur_g)$; -employment rate in a good aggregate state

Transition probability matrix is given as:

$$\pi_{i,j} = \begin{pmatrix} 0.525 & 0.35 & 0.03125 & 0.09735 \\ 0.038889 & 0.836111 & 0.002083 & 0.122917 \\ 0.09375 & 0.03125 & 0.291667 & 0.583333 \\ 0.009115 & 0.115885 & 0.024306 & 0.850694 \end{pmatrix}$$

Now, to compute the aggregate law of motion, we use the stochastic-simulation approach of [Krusell and Smith \(1998\)](#). Results are presented in Figure 4.

Figure 4 Accuracy of the aggregate law of motion with random shocks



CONCLUDING REMARKS

This paper was investigating model with heterogeneity of agents in incomplete markets in [Huggett \(1993\)](#), by using examples solved in MATLAB with codes written for paper by [Achdou et al.\(2022\)](#). Heterogeneity of individuals was also investigated in Krusell-Smith type economy (with aggregate uncertainty) and with MATLAB code written to find solution to aggregate law of motion and its accuracy with stochastic simulation as per [Krusell,Smith \(1998\)](#). So in conclusion of this review of these models' incomplete markets (heterogenous agents) is that there are developed algorithms for numerically solving the equilibria as equilibria do exist in these types of economics although they may be constrained efficient or inefficient. So, this is one temptation for further exploration in this area and shifting away from representative agent models.

REFERENCES

- Abel, A. B. Blanchard, O. J. (1983). An Intertemporal Model of Saving and Investment. *Econometrica* 51, pp. 675–692.
1. Achdou, Y. Han, J. Lasry, J-M. Lions, P-L. Moll, B. (2022). Income and Wealth Distribution in Macroeconomics: A Continuous-Time Approach, *The Review of Economic Studies*, Volume 89, Issue 1, Pages 45-86
 2. Aiyagari, S. R. (1994). Uninsured Idiosyncratic Risk and Aggregate Saving," *The Quarterly Journal of Economics*, 109(3), pp.659-84
 3. Akerlof, G. A. (1978). The Economics of "Tagging" as Applied to the Optimal Income Tax, Welfare Programs, and Manpower Planning, *The American Economic Review*, Vol. 68, No. 1 (Mar., 1978), pp. 8-19
 4. Applebaum, D. (2004). *Lévy Processes and Stochastic Calculus*. Cambridge University Press, Cambridge, UK.
 5. Arnott, R. J. Stiglitz, J. E. (1988). Randomization with asymmetric information: A simplified exposition, *RAND Journal of Economics* 19, pp.344-362.
 6. Arrow, J. (1951). An Extension of the Basic Theorems of Classical Welfare Economics. In J. Neyman (ed.), *Proceedings of the Second Berkeley Symposium on Mathematical Statistics and Probability* (p./pp. 507--532), : University of California Press.
 7. Arrow, K. (1953). The Role of Securities in the Optimal Allocation of Risk Bearing, *Review of Economic Studies*, 1964, 31, pp. 91-96.
 8. Arrow, K. J. (1965). Aspects of the Theory of Risk Bearing. *The Theory of Risk Aversion*. Helsinki: Yrjö Jahanssonin Saatio. Reprinted in: *Essays in the Theory of Risk Bearing*, Markham Publ. Co., Chicago, 1971, pp.90–109.
 9. Arrow, Kenneth J.; Debreu, Gérard (1954). Existence of an equilibrium for a competitive economy. *Econometrica*. The Econometric Society. 22 (3): 265–90. doi:10.2307/1907353. JSTOR 1907353
 10. Auerbach, A. J. Kotlikoff, L. J. (1983). National Savings, Economic Welfare, and the Structure of Taxation. In M. Feldstein (Ed.), *Behavioral Simulation Methods in Tax Policy Analysis*, pp. 459–498. University of Chicago Press.
 11. Bassetto, M. (1999). Optimal fiscal policy with heterogeneous agents. Report, Northwestern University. Available at <http://www.nber.org/~bassetto/opttax.html>. [678, 679]
 12. Bellman R. (1954). Dynamic programming and a new formalism in the calculus of variations. *Proc Natl Acad Sci U S A*. 1954 Apr;40(4):231-5. doi: 10.1073/pnas.40.4.231. PMID: 16589462; PMCID: PMC527981.
 13. Bellman, R. E. (1957). *Dynamic Programming*. Princeton, NJ.
 14. Bellman, R.; Dreyfus, S. (1959). An Application of Dynamic Programming to the Determination of Optimal Satellite Trajectories. *J. Br. Interplanet. Soc.* 17: pp.78–83.
 15. Benhabib, J., A. Bisin, S. Zhu (2015). The Wealth Distribution in Bewley Economies with Capital Income Risk, *Journal of Economic Theory*, 159(PA), 489{515.

16. Bernanke, B. S., Lown, C. S., & Friedman, B. M. (1991). The Credit Crunch. *Brookings Papers on Economic Activity*, 1991(2), 205–247. <https://doi.org/10.2307/2534592>
17. Bewley, T. (1986). Stationary monetary equilibrium with a continuum of independently fluctuating consumers. *Contributions to mathematical economics in honor of Gérard Debreu*, 79.
18. Bewley, T., (1980). The optimum quantity of money, in: J. Kareken and N. Wallace, eds., *Models of monetary economies* (Federal Reserve Bank of Minneapolis, Minneapolis, MN).
19. Boar, C. V. Midrigan (2020). Efficient Redistribution. mimeo. New York University.
20. Boppart, T., Krusell, P., Mitman, K. (2018). Exploiting MIT shocks in heterogeneous-agent economies: the impulse response as a numerical derivative. *Journal of Economic Dynamics and Control*, Volume 89, pp. 68-92
21. Brito, D.L., Hamilton, J.H., Slutsky, S.M., Stiglitz, J.E. (1995). Randomization in optimal income tax schedules, *Journal of Public Economics*, Volume 56, Issue 2
22. Chien, Y., Wen, Y. (2020). Optimal Ramsey Taxation in Heterogeneous Agent Economies with Quasi-Linear Preferences, Working Papers 2019-007D, Federal Reserve Bank of St. Louis.
23. Diamond, P., Mirrlees, J.A. (1978). A model of social insurance with variable retirement, *Journal of Public Economics*, Volume 10, Issue 3, pp. 295-336
24. Fokker, A. D. (1914). Die mittlere Energie rotierender elektrischer Dipole im Strahlungsfeld. *Ann. Phys.* 348 (4. Folge 43):pp. 810–820.
25. Geanakoplos, J. (1990). An introduction to general equilibrium with incomplete asset markets. *Journal of Mathematical Economics*, 19(1-2), pp. 1–38.
26. Geanakoplos, J.D.; Polemarchakis, H.M. (1986). Existence, regularity and constrained suboptimality of competitive allocations when the asset structure is incomplete. In Hell, W.P.; Starr, R.M.; Starrett, D.A. (eds.). *Uncertainty, information and communication: Essays in honor of K.J. Arrow*. Vol. 3. Cambridge University Press. pp. 65–95. ISBN 9780521327046.
27. Greenwood, J., Hercowitz, Z., Krusell, P. (2000). The role of investment-specific technological change in the business cycle, *European Economic Review*, 44(1), pp.91-115.
28. Guerrieri, V., G. Lorenzoni, L. Straub, and I. Werning (2020). Macroeconomic Implications of COVID-19: Can Negative Supply Shocks Cause Demand Shortages? NBER Working Paper 26918.
29. Heathcote, J., Storesletten, K., Violante, G. L. (2009). Quantitative Macroeconomics with Heterogeneous Households. *Annual Review of Economics*, 1(1), pp.319–354. doi: 10.1146/annurev.economics.05
30. Hopenhayn, H. A. (1992). Entry, Exit, and firm Dynamics in Long Run Equilibrium. *Econometrica*, 60(5), 1127–1150. <https://doi.org/10.2307/2951541>
31. Huggett, M. (1993). The Risk-Free Rate in Heterogeneous-Agent Incomplete Insurance Economies, *Journal of Economic Dynamics and Control* 17, pp.953–969
32. Itô, K. (1951). On stochastic differential equations. *Memoirs, American Mathematical Society* 4, pp. 1–51. Online
33. Jacobsen, M. (1996). Laplace and the Origin of the Ornstein-Uhlenbeck Process. *Bernoulli*, Vol. 2, No. 3. (Sept. 1996), pp. 271 – 286.
34. Johnson, David S., Jonathan A. Parker, and Nicholas S. Souleles. (2004). The Response of Consumer Spending to the Randomized Income Tax Rebates of 2001. Bureau of Labor Statistics, Princeton University, and University of Pennsylvania (February)
35. Judd, K. L. (1985). Short-Run Analysis of Fiscal Policy in a Simple Perfect Foresight Model. *Journal of Political Economy* 93, pp.298–319.

36. Kaplan, G., B. Moll, G. L. Violante (2018). Monetary Policy According to HANK. *American Economic Review* 108, pp.697–743.
37. Kolmogorov, A. (1931). Über die analytischen Methoden in der Wahrscheinlichkeitstheorie [On Analytical Methods in the Theory of Probability]. *Mathematische Annalen* (in German). 104 (1): 415–458 [pp. 448–451].
38. Krusell, P., A. A. Smith (1998). Income and Wealth Heterogeneity in the Macroeconomy, *Journal of Political Economy*, 106(5), pp.867-896.
39. Kydland, F. E., Prescott, E. C. (1982). Time to Build and Aggregate Fluctuations. *Econometrica*, 50(6), 1345–1370. <https://doi.org/10.2307/1913386>
40. Lucas, R.E., (1978). Asset prices in an exchange economy, *Econometrica* 46, 1429-1445
41. Lucas, R.E. (1987). *Models of Business Cycles*. New York: Basil Blackwell.
42. Maliar, L. Maliar, S. Valli, F. (2010). Solving the incomplete markets model with aggregate uncertainty using the Krusell–Smith algorithm. *Journal of Economic Dynamics and Control*, Vol.34, Issue1, pp.42-49
43. Misra, K., and Surico, P. (2014). Consumption, income changes, and heterogeneity: Evidence from two fiscal stimulus programs. *American Economic Journal: Macroeconomics* 6, no. 4: pp.84-106.
44. Mukoyama, T. (2021). MIT shocks imply market incompleteness, *Economics Letters*, Volume 198
45. Piketty, T. (2014). *Capital in the Twenty-First Century*, Belknap Press, Cambridge, MA
46. Planck, M. (1917). Über einen Satz der statistischen Dynamik und seine Erweiterung in der Quantentheorie. *Sitzungsberichte der Preussischen Akademie der Wissenschaften zu Berlin*. 24: pp.324–341.
47. Pratt, John W. (1964). Risk Aversion in the Small and in the Large. *Econometrica*. 32 (1/2): pp.122–136.
48. Ragot, X., Grand, F. L. (2017). Optimal Fiscal Policy with Heterogeneous Agents and Aggregate Shocks, 2017 Meeting Papers 969, Society for Economic Dynamics.
49. Revuz, D. Yor, M. (2005). *Continuous Martingales and Brownian Motion*, Third Edition Corrected. Volume 293, *Grundlehren der mathematischen Wissenschaften*. Springer, Berlin, 2005.
50. Robbin, Joel W. (2010), *Continuity and Uniform Continuity*, UW-Madison Department of Mathematics
51. Rudin, W. (1987). *Real & Complex Analysis*. McGraw-Hill.
52. Stiglitz, J.E. (1982). Self-selection and Pareto efficient taxation, *Journal of Public Economics* 17, pp.213-240
53. Stiglitz, J.E. (2017). Where modern macroeconomics went wrong, NBER
54. Storesletten K, Telmer CI, Yaron A. (2001). The welfare cost of business cycles revisited: finite lives and cyclical variation in idiosyncratic risk. *Eur. Econ. Rev.* 45(7): pp.1311–1139
55. Taub, B., (1988). Efficiency in a pure currency economy with inflation, *Economic Inquiry* 26, pp.567-583
56. Weiss, L.W. (1976) The desirability of cheating incentives and randomness in the optimal income tax, *Journal of Political Economy* 89, pp.1343-1352.

Web sites:

1. Benjamin Moll Heterogeneous Agent Models in Continuous Time: <https://benjaminmoll.com/codes/>